

PREMIER FERRO ALLOYS & SECURITIES LTD.

CIN : L27310WB1977PLC031117

Regd. Office :

687, Anandapur, E. M. Bypass, 2nd Floor
Kolkata - 700 107, Phone : 6613-6264
E-mail : panemamics @emamigroup.com

Dated : 10.07.2023

To
The Secretary
The Calcutta Stock Exchange Limited
Listing Department
7, Lyons Range,
Kolkata – 700 001

Dear Sir,

Sub: Submission of Shareholding Pattern for the quarter ended 30th June, 2023 as per Regulation 31(1) of SEBI LODR, Regulations 2015.


Ref: Scrip Code: 26040

Pursuant to Regulation 31(1) of SEBI (Listing Obligations and Disclosure Requirements) Regulations, 2015, please find enclosed herewith a certified true copy of the Shareholding Pattern for the quarter ended 30th June, 2023 in the specified format.


We hope you shall find the same in order.

Thanking you,

Yours faithfully,
For Premier Ferro Alloys & Securities Limited



Dilip Kumar Yadav
Company Secretary & Chief Financial Officer
A70539



Encl: As Above

Table V - Statement showing details of significant beneficial owners (SBOs) for the quarter ended 30th June, 2023.

| | | Details of the (SBO) | | Details of the registered owner | | Details of holding / exercise of right of the SBO in the reporting company, whether direct or indirect: | | | | | | Date of creation / acquisition of significant beneficial interest | | |
|-------|------------------------|--|-------------|---------------------------------|--|---|------------|----------|-------------------|----------|--|---|-----------------------------------|------------|
| | | (I) | | (II) | | (III) | | | | | | (IV) | | |
| Sr No | Name | PAN / Passport No. in case of a foreign national | Nationality | Name | PAN / Passport No. in case of a foreign national | Nationality | Shares (%) | | Voting rights (%) | | Rights on distributable dividend or any other distribution (%) | Exercise of control | Exercise of significant influence | |
| | | | | | | | DIRECT | INDIRECT | DIRECT | INDIRECT | | | | |
| 1 | Saroj Goenka | ADXPFG1677K | Indian | Suraj Finvest Private Limited | AAGCCS5290K | Domestic Company | 0.0090 | 0.7960 | 0.0090 | 0.7960 | 0.8050 | No | Yes | 22-03-1988 |
| | Saroj Goenka | ADXPFG1677K | Indian | Suraj Finvest Private Limited | AAGCCS5290K | Domestic Company | 0.0090 | 0.19899 | 0.0090 | 0.19899 | 0.2080 | No | Yes | |
| 2 | Mohan Goenka | ADZPFG7446G | Indian | Suraj Finvest Private Limited | AAGCCS5290K | Domestic Company | 0.0009 | 0.7960 | 0.0009 | 0.7960 | 0.7969 | No | Yes | 19-02-1983 |
| 3 | Raj Kumar Goenka | AEAPFG9489H | Indian | Suraj Finvest Private Limited | AAGCCS5290K | Domestic Company | 1.6643 | 0.19899 | 1.6643 | 0.19899 | 1.8633 | No | Yes | 22-03-1988 |
| 4 | Manish Goenka | ADXPFG3598B | Indian | Suraj Finvest Private Limited | AAGCCS5290K | Domestic Company | 0.0009 | 0.7960 | 0.0009 | 0.7960 | 0.7969 | No | Yes | 10-02-1983 |
| 5 | Radhe Shyam Agarwal | AEGPFG8285B | Indian | Radhe Shyam Agarwal | AEGPFG8285B | Indian | 0.0099 | 0.0000 | 0.0099 | 0.0000 | 0.0099 | No | Yes | 22-03-1988 |
| 6 | Usha Agarwal | ADAPAG8046K | Indian | Usha Agarwal | ADAPAG8046K | Indian | 0.0090 | 0.0000 | 0.0090 | 0.0000 | 0.0090 | No | Yes | 31-03-1978 |
| 7 | Harsha Vardhan Agarwal | ADBPAG0877F | Indian | Harsha Vardhan Agarwal | ADBPAG0877F | Indian | 0.0009 | 0.0000 | 0.0009 | 0.0000 | 0.0009 | No | Yes | 31-05-1985 |
| 8 | Richa Agarwal | AABPFG0814F | Indian | Richa Agarwal | AABPFG0814F | Indian | 0.0099 | 0.0000 | 0.0099 | 0.0000 | 0.0099 | No | Yes | 31-03-2000 |
| 9 | Santosh Goenka | ADXPFG9550F | Indian | Santosh Goenka | ADXPFG9550F | Indian | 6.7565 | 0.0000 | 6.7565 | 0.0000 | 6.7565 | No | Yes | 22-03-1988 |
| 10 | Amrtaabh Goenka | ADCPFG1933D | Indian | Amrtaabh Goenka | ADCPFG1933D | Indian | 3.1666 | 0.0000 | 3.1666 | 0.0000 | 3.1666 | No | Yes | 19-02-1983 |
| 11 | Ashish Goenka | AHAPFG9553F | Indian | Ashish Goenka | AHAPFG9553F | Indian | 3.1657 | 0.0000 | 3.1657 | 0.0000 | 3.1657 | No | Yes | 05-01-1999 |
| 12 | Indu Goenka | ADSPFG0472F | Indian | Indu Goenka | ADSPFG0472F | Indian | 0.0090 | 0.0000 | 0.0090 | 0.0000 | 0.0090 | No | Yes | 22-03-1988 |
| 13 | Sushil Kumar Goenka | AHNPFG1610Q | Indian | Sushil Kumar Goenka | AHNPFG1610Q | Indian | 0.0090 | 0.0000 | 0.0090 | 0.0000 | 0.0090 | No | Yes | 22-03-1988 |
| 14 | Kusum Agarwal | ACMPAG5029R | Indian | Kusum Agarwal | ACMPAG5029R | Indian | 0.0009 | 0.0000 | 0.0009 | 0.0000 | 0.0009 | No | Yes | 22-03-1988 |
| 15 | Priti Sureka | ALBPFG5796H | Indian | Priti Sureka | ALBPFG5796H | Indian | 0.0009 | 0.0000 | 0.0009 | 0.0000 | 0.0009 | No | Yes | 19-02-1983 |
| 16 | Shanti Devi Agarwal | ADAPAG1967D | Indian | Shanti Devi Agarwal | ADAPAG1967D | Indian | 0.0181 | 0.0000 | 0.0181 | 0.0000 | 0.0181 | No | Yes | 22-03-1988 |
| 18 | Sangita Agarwal | ACZPAG8234D | Indian | Sangita Agarwal | ACZPAG8234D | Indian | 2.7225 | 0.0000 | 2.7225 | 0.0000 | 2.7225 | No | Yes | 18-05-1996 |
| 19 | Smriti Agarwal | ADKPFG1215G | Indian | Smriti Agarwal | ADKPFG1215G | Indian | 0.0009 | 0.0000 | 0.0009 | 0.0000 | 0.0009 | No | Yes | 22-03-1988 |
| 20 | Dhiraj Agarwal | ACZPAG8018P | Indian | Dhiraj Agarwal | ACZPAG8018P | Indian | 0.5979 | 0.0000 | 0.5979 | 0.0000 | 0.5979 | No | Yes | 24-03-2007 |
| 21 | Abhishek Agarwal | ADHPAG1442L | Indian | Abhishek Agarwal | ADHPAG1442L | Indian | 0.0009 | 0.0000 | 0.0009 | 0.0000 | 0.0009 | No | Yes | 31-07-2020 |



Format of holding of specified securities

1. Name of Listed Entity: PREMIER FERRO ALLOYS & SECURITIES LIMITED
2. Scrip Code - Name of Scrip -, Class of Security Equity
3. Share Holding Pattern Filed under : Reg. 31(1)(a)/Reg. 31(1)(b)/Reg. 31(1)(c)
 - a. If under 31 (1)(b) then indicate the report for Quarter ending
 - b. If under 31(1)(c) then indicate date of allotment/extinguishment

quarter ended
30.06.2023

4. **Declaration** : The Listed entity is required to submit the following declaration to the extent of submission of information:-

| Particulars | Yes* | No* |
|--|------|-----|
| 1 Whether the Listed Entity has issued any partly paid up shares? | | No |
| 2 Whether the Listed Entity has issued any Convertible Securities or Warrants? | | No |
| 3 Whether the Listed Entity has any shares against which depository receipts are issued? | | No |
| 4 Whether the Listed Entity has any shares in Locked-in? | | No |
| 5 Whether any shares held by promoters are pledge or otherwise encumbered? | | No |
| 6 Whether company has equity shares with differential voting rights? | | No |

* If the Listed Entity selects the option 'No' for the questions above, the column for the partly paid up shares, Outstanding Convertible Securities/Warrants, depository receipts, locked-in shares, No of shares pledged or otherwise encumbered by promoters, as applicable, shall not be displayed at the time of dissemination on the Stock Exchange website. Also wherever there is 'No' declared by Listed Entity in above table the values will be considered as 'Zero' by default on submission of the format of holding of specified securities.

5. The tabular format for disclosure of holding of specified securities is as follows:-



PREMIER FERRO ALLOYS & SECURITIES LIMITED

Table I - Summary Statement holding of specified securities as on 30/06/2023

| Category (I) | Category of shareholder (II) | Nos. of share holders (III) | No. of fully paid up equity shares held (IV) | No. of Partly paid-up equity shares held (V) | No. of shares underlying Depository Receipts (VI) | Total no. of shares held (VII) = (IV)+ (V)+ (VI) | Shareholding as a % of total no. of shares (calculate as per SCRR, 1957) (VIII) | Number of Voting Rights held in each class of securities (X) | | | Total as a % of (A+B+C) | No of shares underlying convertible securities (including Warrants) (X) | Shareholding as a % assuming full conversion of convertible securities (as a percentage of diluted share capital) (XI)=(VII)+(X) | No. of Locked in shares (XII) | Number of shares pledged or otherwise encumbered (XIII) | Number of equity shares held in dematerialized form (XIV) |
|--------------|--------------------------------|-----------------------------|--|--|---|--|---|--|------------|---------|-------------------------|---|--|-------------------------------|---|---|
| | | | | | | | | Class eg:x | Class eg:y | Total | | | | | | |
| (A) | Promoter & Promoter group | 22 | 211820 | 0 | 0 | 211820 | 19.1589 | 211820 | 0 | 211820 | 19.1589 | 0 | 0.0000 | 0 | 0.0000 | 211810 |
| (B) | Public | 47 | 893776 | 0 | 0 | 893776 | 80.8411 | 893776 | 0 | 893776 | 80.8411 | 0 | 0.0000 | 0 | 0.0000 | 34100 |
| (C) | Non Promoter - Non Public | | | | | | NA | | | | | | | | | |
| (C1) | Shares underlying DRS | | | | | | NA | | | | | | | | | |
| (C2) | Shares held by Employee Trusts | | | | | | | | | | | | | | | |
| | Total | 69 | 1105596 | 0 | 0 | 1105596 | 100.0000 | 1105596 | 0 | 1105596 | 100.0000 | 0 | | | | 245910 |



PREMIER FERRO ALLOYS & SECURITIES LIMITED

Table II - Statement Showing shareholding pattern of the Promoter and Promoter Group as on 30/06/2023

| (1) | Category & Name of the Shareholders (I) | Entity Type i.e., promoter or promoter group entity (except promoter) | PAN (II) | No. of share holder s (III) | No. of fully paid up equity shares held (IV) | Partly paid-up equity shares held (V) | No. of shares underlying Depository Receipts (VI) | Total no. of shares held (VII)=(IV)+(V)+(VI) | Shareholding % calculated as per SCRR, 1957) As a % of (A+B+C2) (VIII) | Number of Voting Rights held in each class of securities (IX) | | | Total as a % of Total Voting rights | No of shares underlying outstanding convertible securities (including Warrants) (X) | Shareholding, as a % assuming full conversion of convertible securities (as a percentage of diluted share capital) (XI) = (VII)+(X) as a % of A+B+C2 | Number of Locked in shares (XII) | Number of shares pledged or otherwise encumbered (XIII) | Number of equity shares held in dematerialized form (XIV) |
|-----|---|---|-------------|-----------------------------|--|---------------------------------------|---|--|--|---|---------|--------|-------------------------------------|---|--|----------------------------------|---|---|
| | | | | | | | | | | Class x | Class y | Total | | | | | | |
| (1) | Indian | | | 21 | 200820 | 0 | 0 | 200820 | 18.1640 | 200820 | 0 | 200820 | 18.1640 | 0 | 0.0000 | 0 | 0.0000 | 200810 |
| (a) | Individuals/Hindu undivided Family | | | | | | | | | | | | | | | | | |
| | ABHISHEK AGARWAL | Promoter Group | ADHPA1442L | 1 | 10 | 0 | 0 | 10 | 0.0009 | 10 | 0 | 10 | 0.0009 | 0 | 0.0000 | 0 | 0.0000 | 10 |
| | KUSUM AGARWAL | Promoter Group | ACMPA5029R | 1 | 10 | 0 | 0 | 10 | 0.0009 | 10 | 0 | 10 | 0.0009 | 0 | 0.0000 | 0 | 0.0000 | 10 |
| | H V AGARWAL | Promoter Group | ADBP A0877F | 1 | 10 | 0 | 0 | 10 | 0.0009 | 10 | 0 | 10 | 0.0009 | 0 | 0.0000 | 0 | 0.0000 | 10 |
| | PRITI A SUREKA | Promoter Group | ALBPS5796H | 1 | 10 | 0 | 0 | 10 | 0.0009 | 10 | 0 | 10 | 0.0009 | 0 | 0.0000 | 0 | 0.0000 | 10 |
| | R S AGARWAL | Promoter | AGBPA2227J | 1 | 110 | 0 | 0 | 110 | 0.0099 | 110 | 0 | 110 | 0.0099 | 0 | 0.0000 | 0 | 0.0000 | 110 |
| | SHANTI DEVI AGARWAL | Promoter Group | ADAP A1967D | 1 | 200 | 0 | 0 | 200 | 0.0181 | 100 | 0 | 200 | 0.0181 | 0 | 0.0000 | 0 | 0.0000 | 200 |
| | USHA AGARWAL | Promoter Group | ADAP A8046K | 1 | 100 | 0 | 0 | 100 | 0.0090 | 100 | 0 | 100 | 0.0090 | 0 | 0.0000 | 0 | 0.0000 | 100 |
| | SANGITA AGARWAL | Promoter Group | ACZPA8234D | 1 | 30100 | 0 | 0 | 30100 | 2.7225 | 30100 | 0 | 30100 | 2.7225 | 0 | 0.0000 | 0 | 0.0000 | 30100 |
| | RICHA AGARWAL | Promoter Group | AABPG0814F | 1 | 110 | 0 | 0 | 110 | 0.0009 | 110 | 0 | 110 | 0.0009 | 0 | 0.0000 | 0 | 0.0000 | 110 |
| | SMRITI AGARWAL | Promoter Group | ADKPG1215G | 1 | 10 | 0 | 0 | 10 | 0.0009 | 10 | 0 | 10 | 0.0009 | 0 | 0.0000 | 0 | 0.0000 | 10 |
| | MOHAN GOENKA | Promoter Group | ADZPG7446G | 1 | 10 | 0 | 0 | 10 | 0.0009 | 10 | 0 | 10 | 0.0009 | 0 | 0.0000 | 0 | 0.0000 | 10 |
| | AMITABH GOENKA | Promoter Group | ADCPG1933D | 1 | 35010 | 0 | 0 | 35010 | 3.1666 | 35010 | 0 | 35010 | 3.1666 | 0 | 0.0000 | 0 | 0.0000 | 35010 |
| | MANISH GOENKA | Promoter Group | ADXP G3598B | 1 | 10 | 0 | 0 | 10 | 0.0009 | 10 | 0 | 10 | 0.0009 | 0 | 0.0000 | 0 | 0.0000 | 10 |

[Handwritten Signature]



PREMIER FERRO ALLOYS & SECURITIES LIMITED

Table II - Statement Showing shareholding pattern of the Promoter and Promoter Group as on 30/06/2023

| Category & Name of the Shareholders (I) | Entity Type i.e. promoter or promoter group entity (except promoter) | PAN (II) | No. of share holder s (III) | No. of fully paid up equity shares held (IV) | Partly paid-up equity shares held (V) | No. of shares underlying Depository Receipts (VI) | Total no. of shares held (VII)=(IV)+(V)+(VI) | Shareholding % calculated as SCRR-1957) As a % of (A+B+C (2) (VIII) | Number of Voting Rights held in each class of securities (IX) | | Total as a % of Total Voting rights | No of Underlying outstanding convertible securities (including Warrants) (X) | Shareholding, as a % assuming full conversion of convertible securities (as a percentage of diluted share capital) (XI) = (VII)+(X) as a % of A+B+C2 | Number of Locked in shares (XII) | Number of pledged or otherwise encumbered shares (XIII) | Number of equity shares held in dematerialized form (XIV) | |
|---|--|------------------------------|-----------------------------|--|---------------------------------------|---|--|---|---|---------|-------------------------------------|--|--|----------------------------------|---|---|-------------|
| | | | | | | | | | Class x | Class y | | | | | | | Class Total |
| | | | | | | | | | | | | | No. of total shares held (a) | No. of total shares held (b) | | | |
| (b) | INDU GOENKA | Promoter Group | ADSPG047ZF | 1 | 100 | 0 | 100 | 0.0090 | 100 | 0 | 100 | 0.0090 | 0 | 0.0090 | 0 | 0.0000 | 100 |
| | R S GOENKA | Promoter | AEGPG8285B | 1 | 110 | 0 | 110 | 0.0099 | 110 | 0 | 110 | 0.0099 | 0 | 0.0099 | 0 | 0.0000 | 110 |
| | SAROU GOENKA | Promoter Group | ADXPFG1677K | 1 | 100 | 0 | 100 | 0.0090 | 100 | 0 | 100 | 0.0090 | 0 | 0.0090 | 0 | 0.0000 | 100 |
| | SUSHIL KUMAR GOENKA | Promoter Group | AHNPFG1610Q | 1 | 100 | 0 | 100 | 0.0090 | 100 | 0 | 100 | 0.0090 | 0 | 0.0090 | 0 | 0.0000 | 100 |
| | SANTOSH GOENKA | Promoter Group | ADXPFG9550F | 1 | 74700 | 0 | 74700 | 6.7565 | 74700 | 0 | 74700 | 6.7565 | 0 | 6.7565 | 0 | 0.0000 | 74700 |
| | RAJ KUMAR GOENKA | Promoter Group | AEAPG9489H | 1 | 18400 | 0 | 18400 | 1.6643 | 18300 | 0 | 18400 | 1.6643 | 0 | 1.6643 | 0 | 0.0000 | 18400 |
| | ASHISH GOENKA | Promoter Group | AHAPG9553F | 1 | 35000 | 0 | 35000 | 3.1657 | 35000 | 0 | 35000 | 3.1657 | 0 | 3.1657 | 0 | 0.0000 | 35000 |
| | DHIRAJ AGARWAL | Promoter Group | ACZPA8018P | 1 | 6610 | 0 | 6610 | 0.5979 | 10 | 0 | 6610 | 0.5979 | 0 | 0.5979 | 0 | 0.0000 | 6610 |
| | Central Government/State Government(s) | | | | | | | | | | | | | | | | |
| | (c) | Financial Institutions/Banks | | | | | | | | | | | | | | | |
| (d) | Any Other (specify) | | | | | | | | | | | | | | | | |
| | Bodies Corporate | | | 1 | 11000 | 0 | 11000 | 0.9949 | 11000 | 0 | 11000 | 0.9949 | 0 | 0.9949 | 0 | 0.0000 | 11000 |
| | SURAJ FINVEST PRIVATE LIMITED | Promoter Group | AAGCS5291J | 1 | 11000 | 0 | 11000 | 0.9949 | 11000 | 0 | 11000 | 0.9949 | 0 | 0.9949 | 0 | 0.0000 | 11000 |
| | Sub Total | | | 22 | 211820 | 0 | 211820 | 19.1589 | 211820 | 0 | 211820 | 19.1589 | 0 | 19.1589 | 0 | 0.0000 | 211810 |

[Handwritten Signature]



PREMIER FERRO ALLOYS & SECURITIES LIMITED

Table II - Statement Showing shareholding pattern of the Promoter and Promoter Group as on 30/06/2023

| (1) | Category & Name of the Shareholders (I) | Entity Type i.e., promoter or promoter group entity (except promoter) | PAN | (II) No. of share holder s (III) | No. of fully paid up equity shares held (IV) | Partly paid-up equity shares held (V) | No. of shares underlying Depository Receipts (VI) | Total no. of shares held (VII)=(IV)+(V)+(VI) | Shareholding % calculated as per SCRR, 1957) As a % of (A+B+C2) (VIII) | Number of Voting Rights held in each class of securities (IX) | | | Total as a % of Total Voting rights | No. of Underlying convertible securities (including Warrants) (X) | Shareholding, as a % assuming full conversion of convertible securities (as a percentage of diluted share capital) (XI) = (VII)+(X) | Number of Locked in shares (XII) | Number of shares pledged or otherwise encumbered (XIII) | Number of equity shares held in dematerialized form (XIV) |
|-----|--|---|-----|----------------------------------|--|---------------------------------------|---|--|--|---|---------|-------------|-------------------------------------|---|---|----------------------------------|---|---|
| | | | | | | | | | | Class X | Class Y | Class Total | | | | | | |
| (2) | Foreign Individuals (Non-Resident Individuals/Foreign Individuals) | | | | | | | | | | | | | | | | | |
| (a) | Government | | | | | | | | | | | | | | | | | |
| (b) | Institutions | | | | | | | | | | | | | | | | | |
| (c) | Foreign Portfolio Investor | | | | | | | | | | | | | | | | | |
| (d) | Any Other (Specify) | | | | | | | | | | | | | | | | | |
| | Sub Total | | | 0 | 0 | 0 | 0 | 0 | 0.0000 | 0 | 0 | 0 | 0.0000 | 0 | 0.0000 | 0 | 0.0000 | 0 |
| | Total Shareholding of Promoter and Promoter Group (A)=(A1)+(A2) | | | 22 | 211820 | 0 | 0 | 211820 | 19.1589 | 211820 | 0 | 211820 | 19.1589 | 0 | 19.1589 | 0 | 0.0000 | 211810 |

[Handwritten signature]



PREMIER FERRO ALLOYS & SECURITIES LIMITED

Table IV - Statement Showing shareholding pattern of the Non Promoter - Non Public shareholder as on 30/06/2023


| Category & Name of the Shareholders (I) | PAN (II) | No of shareholders (III) | No. of fully paid up equity shares held (IV) | Partly paid-up equity shares held (V) | Nos. of shares underlying Depository Receipts (VI) | Total nos. shares held (VII)=(IV)+(V)+(VI) | Shareholding % calculate as per SCRR, 1957) As a % of (A+B+C2) (VIII) | Number of Voting Rights held in each class of securities (X) | | | Total as a % of Total Voting rights | No of shares (including Underlying convertible securities (Warrants) (X)) | Total Shareholding as a % assuming full conversion of convertible securities (as a percentage of diluted share capital) (XI)=(VII)+(X) As a % of A+B+C2) | Number of Locked in shares (XII) | As a % of total shares held (b) | No. of shares (Not appli cabl e) (a) | As a % of total shares held (Not appli cabl e) (b) | Number of shares pledged or otherwise encumbered (XIII) | As a % of total shares held (Not appli cabl e) (a) | As a % of total shares held (Not appli cabl e) (b) | Number of equity shares held in dematerialized form (XIV) | |
|--|----------|--------------------------|--|---------------------------------------|--|--|---|--|---------|-------|-------------------------------------|---|--|----------------------------------|---------------------------------|--------------------------------------|--|---|--|--|---|--|
| | | | | | | | | Class x | Class y | Total | | | | | | | | | | | | |
| (1) Custodian / DR Holder | | | | | | | | | | | | | | | | | | | | | | |
| (2) Employee Benefit Trust (under SEBI (Share based Employee Benefit) Regulations, 2014) | | | | | | | | | | | | | | | | | | | | | | |
| Total Non Promoter - Non Public Shareholding (C)=(C)(1)+(C)(2) | | 0 | 0 | 0 | 0 | 0 | 0.0000 | 0 | 0 | 0 | 0.0000 | 0 | 0.0000 | 0 | 0.0000 | NA | NA | | | | 0 | |



PREMIER FERRO ALLOYS & SECURITIES LIMITED

Table III - Statement Showing shareholding pattern of the Public shareholder as on 30/06/2023

| (1) | Category & Name of the Shareholders (I) | PAN (II) | Nos. of shareholders (III) | No. of fully paid up equity shares held (IV) | Partly paid-up equity shares held (V) | Nos. of underlying Depository Receipts (VI) | Total nos. of shares held (VII)=(IV)+(V)+(VI) | Shareholding % calculated as per SCRR, 1957) As a % of (A+B+C) (VIII) | Number of Voting Rights held in each class of securities (IX) | | | Total as a % of Total Voting rights | No of outstanding shares Under full conversion of securities (as a percentage of diluted share capital) (XI)=(VII)+(X) | Shareholding as a % assuming full conversion of securities (as a percentage of diluted share capital) (XII)=(VII)+(X) | Number of Locked in shares (XIII) | Number of shares pledged or otherwise encumbered (XIII) | Number of equity shares held in dematerialized form (XIV) | |
|-----|--|----------|----------------------------|--|---------------------------------------|---|---|---|---|---------|--------|-------------------------------------|--|---|-----------------------------------|---|---|---|
| | | | | | | | | | Class x | Class y | Total | | | | | | | |
| (1) | Institutions | | | | | | | | | | | | | | | | | |
| (a) | Mutual Funds / UTI | | | | | | | | | | | | | | | | | |
| (b) | Venture Capital Funds | | | | | | | | | | | | | | | | | |
| (c) | Alternate Investment Funds | | | | | | | | | | | | | | | | | |
| (d) | Investors | | | | | | | | | | | | | | | | | |
| (3) | Non-Institutions | | | | | | | | | | | | | | | | | |
| (a) | Individuals- | | | | | | | | | | | | | | | | | |
| | i. Individual shareholders holding nominal share capital upto Rs.2 lakhs | | 24 | 235700 | 0 | 0 | 235700 | 21.3188 | 235700 | 0 | 235700 | 21.3188 | 0 | 21.3188 | 0 | 0.0000 | NA | 0 |
| | HARI MOHAN MARDA | | 1 | 100 | 0 | 0 | 100 | 0.0090 | 100 | 0 | 100 | 0.0090 | 0 | 0.0090 | 0 | 0.0000 | NA | 0 |
| | JITENDRA KUMAR PATWARI | | 1 | 100 | 0 | 0 | 100 | 0.0090 | 100 | 0 | 100 | 0.0090 | 0 | 0.0090 | 0 | 0.0000 | NA | 0 |
| | PRAMILA MARDA | | 1 | 100 | 0 | 0 | 100 | 0.0090 | 100 | 0 | 100 | 0.0090 | 0 | 0.0090 | 0 | 0.0000 | NA | 0 |
| | SANJAY MARDA | | 1 | 100 | 0 | 0 | 100 | 0.0090 | 100 | 0 | 100 | 0.0090 | 0 | 0.0090 | 0 | 0.0000 | NA | 0 |
| | SHEW RATAN MARDA | | 1 | 100 | 0 | 0 | 100 | 0.0090 | 100 | 0 | 100 | 0.0090 | 0 | 0.0090 | 0 | 0.0000 | NA | 0 |
| | SUMAN PATWARI | | 1 | 100 | 0 | 0 | 100 | 0.0090 | 100 | 0 | 100 | 0.0090 | 0 | 0.0090 | 0 | 0.0000 | NA | 0 |
| | SUMAN BHALOTIA | | 1 | 10000 | 0 | 0 | 10000 | 0.9045 | 10000 | 0 | 10000 | 0.9045 | 0 | 0.9045 | 0 | 0.0000 | NA | 0 |
| | P S PATWARI | | 1 | 13100 | 0 | 0 | 13100 | 1.1849 | 13100 | 0 | 13100 | 1.1849 | 0 | 1.1849 | 0 | 0.0000 | NA | 0 |
| | SUBHASH KUMAR KANODIA | | 1 | 20000 | 0 | 0 | 20000 | 1.8090 | 20000 | 0 | 20000 | 1.8090 | 0 | 1.8090 | 0 | 0.0000 | NA | 0 |
| | KALASH KUMAR KANODIA | | 1 | 15000 | 0 | 0 | 15000 | 1.3567 | 15000 | 0 | 15000 | 1.3567 | 0 | 1.3567 | 0 | 0.0000 | NA | 0 |
| | LAXMI PRASAD | | 1 | 15000 | 0 | 0 | 15000 | 1.3567 | 15000 | 0 | 15000 | 1.3567 | 0 | 1.3567 | 0 | 0.0000 | NA | 0 |
| | S N GARG | | 1 | 7000 | 0 | 0 | 7000 | 0.6331 | 7000 | 0 | 7000 | 0.6331 | 0 | 0.6331 | 0 | 0.0000 | NA | 0 |
| | MAININDRA KUMAR SEN | | 1 | 6000 | 0 | 0 | 6000 | 0.5427 | 6000 | 0 | 6000 | 0.5427 | 0 | 0.5427 | 0 | 0.0000 | NA | 0 |
| | S. M. SINGHVI | | 1 | 8000 | 0 | 0 | 8000 | 0.7236 | 8000 | 0 | 8000 | 0.7236 | 0 | 0.7236 | 0 | 0.0000 | NA | 0 |
| | P K SINGHVI | | 1 | 10000 | 0 | 0 | 10000 | 0.9045 | 10000 | 0 | 10000 | 0.9045 | 0 | 0.9045 | 0 | 0.0000 | NA | 0 |
| | VIRENDRA KUMAR BHUVANIA | | 1 | 10000 | 0 | 0 | 10000 | 0.9045 | 10000 | 0 | 10000 | 0.9045 | 0 | 0.9045 | 0 | 0.0000 | NA | 0 |



PREMIER FERRO ALLOYS & SECURITIES LIMITED

Table III - Statement Showing shareholding pattern of the Public shareholder as on 30/06/2023

| Category & Name of the Shareholders (I) | PAN (II) | Nos. of sharehold ers (III) | No. of fully paid up equity shares held (IV) | Partly paid-up equity shares held (V) | Nos. of underlying Depository Receipts (VI) | Total nos. of shares held (VII)=(I V)+ (VI) | Shareho lding % calculated as per SCRR, 1957) As a % of (A+B+C) (VIII) | Number of Voting Rights held in each class of securities (IX) | | | Total as a % of Total Voting rights | No of share s Under lying/Outst anding securities (including diluting Warra nts) (X) | Sharehold ing as a % assuming full conversio n of convertible securities (as a percentage of diluted share capital) (XI)=(VII)+ (X) | Number of Locked in shares (XII) | | Number of shares pledged or otherwise encumber ed (XIII) | Number of equity shares held in demater ialized form (XIV) |
|---|------------|-----------------------------|--|---------------------------------------|---|---|--|---|---------|--------|-------------------------------------|--|---|----------------------------------|---------------------------------|--|--|
| | | | | | | | | Class x | Class y | Total | | | | No. (a) | As a % of total shares held (b) | | |
| PURAN MAL AGARWAL | | 1 | 20000 | 0 | 0 | 20000 | 1.8090 | 20000 | 0 | 20000 | 1.8090 | 0 | 1.8090 | 0 | 0.0000 | NA | 0 |
| RAJIV GARG | | 1 | 16000 | 0 | 0 | 16000 | 1.4472 | 16000 | 0 | 16000 | 1.4472 | 0 | 1.4472 | 0 | 0.0000 | NA | 0 |
| MUKESH MATOLIA | | 1 | 15000 | 0 | 0 | 15000 | 1.3567 | 15000 | 0 | 15000 | 1.3567 | 0 | 1.3567 | 0 | 0.0000 | NA | 0 |
| CHANDRA VERMA | | 1 | 15000 | 0 | 0 | 15000 | 1.3567 | 15000 | 0 | 15000 | 1.3567 | 0 | 1.3567 | 0 | 0.0000 | NA | 0 |
| VINAY VERMA | | 1 | 15000 | 0 | 0 | 15000 | 1.3567 | 15000 | 0 | 15000 | 1.3567 | 0 | 1.3567 | 0 | 0.0000 | NA | 0 |
| MAHESH KUMAR VERMA | | 1 | 16000 | 0 | 0 | 16000 | 1.4472 | 16000 | 0 | 16000 | 1.4472 | 0 | 1.4472 | 0 | 0.0000 | NA | 0 |
| RAMBHAGAT CHURIWALA | | 1 | 14000 | 0 | 0 | 14000 | 1.2663 | 14000 | 0 | 14000 | 1.2663 | 0 | 1.2663 | 0 | 0.0000 | NA | 0 |
| BASUDEV VERMA | | 1 | 10000 | 0 | 0 | 10000 | 0.9045 | 10000 | 0 | 10000 | 0.9045 | 0 | 0.9045 | 0 | 0.0000 | NA | 0 |
| ii. Individual shareholders holding nominal share capital in excess of Rs.2 lakhs | | | | | | | | | | | | | | | | | |
| | | 3 | 109100 | 0 | 0 | 109100 | 9.8680 | 109100 | 0 | 109100 | 9.8680 | 0 | 9.8680 | 0 | 0.0000 | NA | 0 |
| BIRENDRA PASARI | AEBPB4685D | 1 | 40000 | 0 | 0 | 40000 | 3.6180 | 40000 | 0 | 40000 | 3.6180 | 0 | 3.6180 | 0 | 0.0000 | NA | 0 |
| GEETA DEVI PASARI | AUMPS3012L | 1 | 35000 | 0 | 0 | 35000 | 3.1657 | 35000 | 0 | 35000 | 3.1657 | 0 | 3.1657 | 0 | 0.0000 | NA | 0 |
| P K CHURIWALA | ADNPG5246Q | 1 | 34100 | 0 | 0 | 34100 | 3.0843 | 34100 | 0 | 34100 | 3.0843 | 0 | 3.0843 | 0 | 0.0000 | NA | 34100 |
| (b) NBFCs registered with RBI | | | | | | | | | | | | | | | | | |
| (c) Employee Trusts | | | | | | | | | | | | | | | | | |
| (d) Overseas Depositories (holding DRs) (balancing figure) | | | | | | | | | | | | | | | | | |
| (e) Any Other (specify) | | | | | | | | | | | | | | | | | |
| | | 20 | 548976 | 0 | 0 | 548976 | 49.6543 | 548976 | 0 | 548976 | 49.6543 | 0 | 49.6543 | 0 | 0.0000 | NA | 0 |
| Bodies Corporate | | | | | | | | | | | | | | | | | |
| SAHARSH MARKETING & FINANCE PRIVATE LIMITED | | | | | | | | | | | | | | | | | |
| | | 1 | 2000 | 0 | 0 | 2000 | 0.1809 | 2000 | 0 | 2000 | 0.1809 | 0 | 0.1809 | 0 | 0.0000 | NA | 0 |

[Handwritten Signature]



PREMIER FERRO ALLOYS & SECURITIES LIMITED

Table III - Statement Showing shareholding pattern of the Public shareholder as on 30/06/2023


| Category & Name of the Shareholders (I) | PAN (II) | Nos. of shareholders (III) | No. of fully paid up equity shares held (IV) | Partly paid-up equity shares held (V) | Nos. of underlying Depository Receipts (VI) | Total nos. of shares held (VII)=(IV)+(V)+(VI) | Shareholding % calculated as per SCRR, 1957) As a % of (A+B+C) (VIII) | Number of Voting Rights held in each class of securities (IX) | | | No of shares Underlying outstanding convertible securities (as a percentage of diluted share capital) (XI)=(VII)+(X) | Shareholding as a % assuming full conversion of convertible securities (as a percentage of diluted share capital) (XII)=(VII)+(X) | Number of Locked in shares (XIII) | Number of shares pledged or otherwise encumbered (XIII) | Number of equity shares held in dematerialized form (XIV) | | |
|---|----------|----------------------------|--|---------------------------------------|---|---|---|---|-------|-------------------------------------|--|---|-----------------------------------|---|---|----|---|
| | | | | | | | | Class | Total | Total as a % of Total Voting rights | | | | | | | |
| WINY COMMERCIAL & FISCAL SERVICES LIMITED (FKA : WINY COMMERCIAL & FISCAL SERVICES PRIVATE LIMITED) | | 1 | 2000 | 0 | 0 | 2000 | 0.1809 | 2000 | 0 | 2000 | 0.1809 | 0 | 0.1809 | 0 | 0.0000 | NA | 0 |



PREMIER FERRO ALLOYS & SECURITIES LIMITED

Table III - Statement Showing shareholding pattern of the Public shareholder as on 30/06/2023

| Category & Name of the Shareholders (I) | PAN (II) | Nos. of sharehold ers (III) | No. of fully paid up equity shares held (IV) | Partly paid-up equity shares held (V) | Nos. of underlying Depository Receipts (VI) | Total nos. of shares held (VII)=(I)+(V)+(VI) | Shareho lding % calculated as per SCRR, 1957) As a % of (A+B+C) (VIII) | Number of Voting Rights held in each class of securities (IX) | | | Total as a % of Total Voting rights | No of share s Under lying | Sharehold ing as a % assuming full conversio n of convertible securities (as a percentage of diluted share capital) (XI)=(VII)+(X) | Number of Locked in shares (XII) | Number of shares pledged or otherwise encumber ed (XIII) | Number of equity shares held in demater ialized form (XIV) | |
|---|----------|-----------------------------|--|---------------------------------------|---|--|--|---|---------|-------|-------------------------------------|---------------------------|--|----------------------------------|--|--|---|
| | | | | | | | | Class x | Class y | Total | | | | | | | |
| SCINTILLA COMMERCIAL & CREDIT LIMITED (FKA : SCINTILLA COMMERCIAL & CREDIT PRIVATE LIMITED) | | 1 | 2000 | 0 | 0 | 2000 | 0.1809 | 2000 | 0 | 2000 | 0.1809 | 0 | 0.1809 | 0 | 0.0000 | NA | 0 |
| MARDA COMM. & HOLDINGS LIMITED (FKA : MARDA COMM. & HOLDINGS PRIVATE LIMITED) | | 1 | 2000 | 0 | 0 | 2000 | 0.1809 | 2000 | 0 | 2000 | 0.1809 | 0 | 0.1809 | 0 | 0.0000 | NA | 0 |
| WINY COMMERCIAL & FISCAL SERVICES LIMITED (FKA : WINY COMMERCIAL & FISCAL SERVICES PRIVATE LIMITED) | | 1 | 2000 | 0 | 0 | 2000 | 0.1809 | 2000 | 0 | 2000 | 0.1809 | 0 | 0.1809 | 0 | 0.0000 | NA | 0 |
| J.M.B COMM. & CREDIT LIMITED (FKA : J.M.B COMM. & CREDIT PRIVATE LIMITED) | | 1 | 2000 | 0 | 0 | 2000 | 0.1809 | 2000 | 0 | 2000 | 0.1809 | 0 | 0.1809 | 0 | 0.0000 | NA | 0 |
| NAKAMICHI SECURITIES LTD (FKA : NAKAMICHI INVESTMENTS LIMITED) | | 1 | 2000 | 0 | 0 | 2000 | 0.1809 | 2000 | 0 | 2000 | 0.1809 | 0 | 0.1809 | 0 | 0.0000 | NA | 0 |
| NAKAMICHI PACKAGING PRIVATE LIMITED (FKA : SNIGDH HOLDINGS PRIVATE LIMITED) | | 1 | 2000 | 0 | 0 | 2000 | 0.1809 | 2000 | 0 | 2000 | 0.1809 | 0 | 0.1809 | 0 | 0.0000 | NA | 0 |
| NAVSUN MARKETINGS PRIVATE LIMITED | | 1 | 2000 | 0 | 0 | 2000 | 0.1809 | 2000 | 0 | 2000 | 0.1809 | 0 | 0.1809 | 0 | 0.0000 | NA | 0 |
| SANCHI BUSINESS & FINANCE PRIVATE LIMITED | | 1 | 2000 | 0 | 0 | 2000 | 0.1809 | 2000 | 0 | 2000 | 0.1809 | 0 | 0.1809 | 0 | 0.0000 | NA | 0 |
| NAMASKAR FASHIONS PRIVATE LIMITED | | 1 | 75000 | 0 | 0 | 75000 | 6.7837 | 75000 | 0 | 75000 | 6.7837 | 0 | 6.7837 | 0 | 0.0000 | NA | 0 |
| JAYA MERCHANTILES PRIVATE LIMITED | | 1 | 50000 | 0 | 0 | 50000 | 4.5224 | 50000 | 0 | 50000 | 4.5224 | 0 | 4.5224 | 0 | 0.0000 | NA | 0 |



PREMIER FERRO ALLOYS & SECURITIES LIMITED

Table III - Statement Showing shareholding pattern of the Public shareholder as on 30/06/2023

| Category & Name of the Shareholders (I) | PAN (II) | Nos. of sharehold ers (III) | No. of fully paid up equity shares held (IV) | Partly paid-up equity shares held (V) | Nos. of shares underlying Depository Receipts (VI) | Total nos. of shares held (VII)=(IV +V)+(VI) | Shareho lding % calculate d as per SCRR. 1957) As a % of (A+B+C) (VIII) | Number of Voting Rights held in each class of securities (IX) | | | Total as a % of Total Voting rights | No of share s Under lying convertible securities (including Warrants) (X) | Sharehold ing as a % assuming full conversion of convertible securities (as a percentage of diluted share capital) (XI)=(VII)+(X) | Number of Locked in shares (XII) | Number of pledged or otherwise encumber ed (XIII) | Number of Number of equity shares held in demater ialized form (XIV) | |
|--|----------|-----------------------------|--|---------------------------------------|--|--|---|---|---------|--------|-------------------------------------|---|---|----------------------------------|---|--|---|
| | | | | | | | | Class x | Class y | Total | | | | | | | |
| (SAIRAMA HOUSING ESTATES PRIVATE LIMITED (FKA : BONUS RETAILS PRIVATE LIMITED) | | 1 | 49369 | | 0 | 49369 | 4.4654 | 49369 | 0 | 49369 | 4.4654 | 0 | 4.4654 | 0 | 0.0000 | NA | 0 |
| SRIPATI BUILDERS PRIVATE LIMITED | | 1 | 52100 | | 0 | 52100 | 4.7124 | 52100 | 0 | 52100 | 4.7124 | 0 | 4.7124 | 0 | 0.0000 | NA | 0 |
| KISHALOY AGENCIES PRIVATE LIMITED | | 1 | 48550 | | 0 | 48550 | 4.3913 | 48550 | 0 | 48550 | 4.3913 | 0 | 4.3913 | 0 | 0.0000 | NA | 0 |
| HAVEN TRADELINKS PRIVATE LIMITED | | 1 | 51344 | | 0 | 51344 | 4.6440 | 51344 | 0 | 51344 | 4.6440 | 0 | 4.6440 | 0 | 0.0000 | NA | 0 |
| MAYANK SECURITIES PRIVATE LIMITED | | 1 | 53344 | | 0 | 53344 | 4.8249 | 53344 | 0 | 53344 | 4.8249 | 0 | 4.8249 | 0 | 0.0000 | NA | 0 |
| SURUCHI SUPPLIERS PRIVATE LIMITED | | 1 | 48000 | | 0 | 48000 | 4.3415 | 48000 | 0 | 48000 | 4.3415 | 0 | 4.3415 | 0 | 0.0000 | NA | 0 |
| MANGALKRIPA COMMODITIES PRIVATE LIMITED | | 1 | 51569 | | 0 | 51569 | 4.6644 | 51569 | 0 | 51569 | 4.6644 | 0 | 4.6644 | 0 | 0.0000 | NA | 0 |
| INNOVA COMMERCIAL PRIVATE LIMITED | | 1 | 49700 | | 0 | 49700 | 4.4953 | 49700 | 0 | 49700 | 4.4953 | 0 | 4.4953 | 0 | 0.0000 | NA | 0 |
| Sub Total | | 47 | 893776 | 0 | 0 | 893776 | 80.8411 | 893776 | 0 | 893776 | 80.8411 | 0 | 80.8411 | 0 | 0.0000 | NA | 0 |
| Total Public Shareholding (B)=(B)(1)+(B)(2)+(B)(3) | | 47 | 893776 | 0 | 0 | 893776 | 80.8411 | 893776 | 0 | 893776 | 80.8411 | 0 | 80.8411 | 0 | 0.0000 | NA | 0 |



| PREMIER FERRO ALLOYS & SECURITIES LIMITED | | | | |
|--|----------------------|-----------------|---------------------|-----------------|
| Distribution Schedule as on 30/06/2023 | | | | |
| Share Holding | No of Holders | % age | No of Shares | % age |
| 0 to 50 | 7 | 10.1449 | 70 | 0.0063 |
| 51 to 100 | 10 | 14.4928 | 1000 | 0.0904 |
| 101 to 150 | 3 | 4.3478 | 330 | 0.0298 |
| 151 to 250 | 1 | 1.4493 | 200 | 0.0181 |
| 251 to 500 | 0 | 0.0000 | 0 | 0.0000 |
| 501 to 5000 | 11 | 15.9420 | 22200 | 2.0080 |
| Above 5000 | 37 | 53.6232 | 1081796 | 97.8473 |
| Grand Total | 69 | 100.0000 | 1105596 | 100.0000 |
| Distribution Schedule as on 30/06/2023 | | | | |
| Share Holding | No of Holders | % age | No of Shares | % age |
| Upto 500 | 21 | 30.4348 | 1600 | 0.1447 |
| 501 to 1000 | 0 | 0.0000 | 0 | 0.0000 |
| 1001 to 2000 | 10 | 14.4928 | 20000 | 1.8090 |
| 2001 to 3000 | 1 | 1.4493 | 2200 | 0.1990 |
| 3001 to 4000 | 0 | 0.0000 | 0 | 0.0000 |
| 4001 to 5000 | 0 | 0.0000 | 0 | 0.0000 |
| 5001 to 10000 | 9 | 13.0435 | 76410 | 6.9112 |
| Above 10000 | 28 | 40.5797 | 1005386 | 90.9361 |
| Grand Total | 69 | 100.0000 | 1105596 | 100.0000 |
| Distribution Schedule as on 30/06/2023 | | | | |
| Notional Value of (Rs.) | No of Holders | % age | Amount (Rs.) | % age |
| Upto 5000 | 21 | 30.4348 | 16000 | 0.1447 |
| 5001 to 10000 | 0 | 0.0000 | 0 | 0.0000 |
| 10001 to 20000 | 9 | 13.0435 | 200000 | 1.8090 |
| 20001 to 30000 | 1 | 1.4493 | 22000 | 0.1990 |
| 30001 to 40000 | 0 | 0.0000 | 0 | 0.0000 |
| 40001 to 50000 | 0 | 0.0000 | 0 | 0.0000 |
| 50001 to 100000 | 9 | 13.0435 | 764100 | 6.9112 |
| Above 100000 | 29 | 42.0290 | 10053860 | 90.9361 |
| Grand Total | 69 | 100.0000 | 11055960 | 100.0000 |

