

Dated : 08.04.2021

To
The Secretary
The Calcutta Stock Exchange Limited
Listing Department
7, Lyons Range,
Kolkata – 700 001

Dear Sir,

Sub: Submission of Shareholding Pattern for the quarter ended 31st March, 2021 as per Regulation 31(1) of SEBI LODR, Regulations 2015.

Ref: Scrip Code: 26040

Pursuant to Regulation 31(1) of SEBI (Listing Obligations and Disclosure Requirements) Regulations, 2015, please find enclosed herewith a certified true copy of the Shareholding Pattern for the quarter ended 31st March, 2021 in the specified format.

We hope you shall find the same in order.

Thanking you,

Yours faithfully,
For Premier Ferro Alloys & Securities Limited

Shreya Routh
Shreya Routh
Company Secretary
A56945



Encl: As Above

Format of holding of specified securities

1. Name of Listed Entity: PREMIER FERRO ALLOYS & SECURITIES LIMITED

2. Scrip Code - Name of Scrip -, Class of Security Equity

quarter ended
31.03.2021

3. Share Holding Pattern Filed under : Reg. 31(1)(a)/Reg. 31(1)(b)/Reg. 31(1)(c)

a. If under 31(1)(b) then indicate the report for Quarter ending

b. If under 31(1)(c) then indicate date of allotment/extinguishment

4. Declaration : The Listed entity is required to submit the following declaration to the extent of submission of information:-

Particulars	Yes*	No*
1 Whether the Listed Entity has issued any partly paid up shares?		No
2 Whether the Listed Entity has issued any Convertible Securities or Warrants?		No
3 Whether the Listed Entity has any shares against which depository receipts are issued?		No
4 Whether the Listed Entity has any shares in Locked-in?		No
5 Whether any shares held by promoters are pledge or otherwise encumbered?		No

* If the Listed Entity selects the option 'No' for the questions above, the column for the partly paid up shares, Outstanding Convertible Securities/Warrants, depository receipts, locked-in shares, No of shares pledged or otherwise encumbered by promoters, as applicable, shall not be displayed at the time of dissemination on the Stock Exchange website. Also wherever there is 'No' declared by Listed Entity in above table the values will be considered as 'Zero' by default on submission of the format of holding of specified securities.

5. The tabular format for disclosure of holding of specified securities is as follows:-



S. Ghosh


PREMIER FERRO ALLOYS & SECURITIES LIMITED

Table I - Summary Statement holding of specified securities as on 31/03/2021

Category (I)	Category of shareholder (II)	Nos. of share holders (III)	No. of fully paid up equity shares held (IV)	No. of Partly paid-up equity shares held (V)	No. of underlying Depository Receipts (VI)	Total no. of shares held (VII) = (IV) + (V) + (VI)	Shareholding as a % of total no. of shares (calculate as per SCRR, 1957) (VIII)	As a % of (A+B+C2)	Number of Voting Rights held in each class of securities (IX)			No of Underlying outstanding convertible securities (including Warrants) (X)	Shareholding as a % assuming full conversion of convertible securities (as a percentage of diluted share capital) (XI) = (VII) + (X) As a % of	Number of Locked in shares (XII)		Number of shares pledged or otherwise encumbered (XIII)		Number of equity shares held in dematerialized form (XIV)	
									Class eg: x	Class eg: y	Total			No. (a)	As a % of total shares held (b)	No. (a)	As a % of total shares held (b)		
																			Total as a % of (A+B+C)
(A)	Promoter & Promoter group	22	211820	0	0	211820	19.1589	19.1589	211820	0	211820	19.1589	0	0.0000	0	0.0000	0	0	
(B)	Public	47	893776	0	0	893776	80.8411	80.8411	893776	0	893776	80.8411	0	0.0000	0	0.0000	0	0	
(C)	Non Promoter - Non Public																		
(C1)	Shares underlying DRs						NA												
(C2)	Shares held by Employee Trusts																		
	Total	69	1105596	0	0	1105596	100.0000	100.0000	1105596	0	1105596	100.0000	0	100.0000	0			0	0



PREMIER FERRO ALLOYS & SECURITIES LIMITED														
Table II - Statement Showing shareholding pattern of the Promoter and Promoter Group as on 31/03/2021														
Category & Name of the Shareholders (I)	PAN (II)	No. of shareholders (III)	No. of fully paid up equity shares held (IV)	Partly paid-up equity shares held (V)	No. of shares underyling Depository Receipts (VI)	Total no. of shares held (VII)=(IV)+(V)+(VI)	Shareholding % calculated as per SCRR, 1957 As a % of (A+B+C 2) (VIII)	Number of Voting Rights held in each class of securities (IX)			Shareholding, as a % assuming full conversion of convertible securities (as a percentage of diluted share capital) (XI) = (VII)+(X) as a % of (A+B+C 2)	Number of Locked in shares (XII)	Number of shares pledged or otherwise encumbered (XIII)	Number of equity shares held in dematerialized form (XIV)
								Class	Class Total	Total as a % of Total Voting rights				
(1)	(2)	(3)	(4)	(5)	(6)	(7)	(8)	(9)	(10)	(11)	(12)	(13)	(14)	
Indian		21	200820			200820	18.1640	200820	0	200820	18.1640	0	0.0000	0
(a) Individuals/Hindu undivided Family														
ABHISHEK AGARWAL	ADHPA1442L	1	10	0	0	10	0.0009	10	0	10	0.0009	0	0.0000	0
KUSUM AGARWAL	ACMPA5029R	1	10	0	0	10	0.0009	10	0	10	0.0009	0	0.0000	0
H V AGARWAL	ADBPA0877F	1	10	0	0	10	0.0009	10	0	10	0.0009	0	0.0000	0
PRITI SUREKA	ALBPS5796H	1	10	0	0	10	0.0009	10	0	10	0.0009	0	0.0000	0
R S AGARWAL	AGBPA2227J	1	110	0	0	110	0.0099	110	0	110	0.0099	0	0.0000	0
SHANTI DEVI AGARWAL	ADAPA1967D	1	200	0	0	200	0.0181	200	0	200	0.0181	0	0.0000	0
USHA AGARWAL	ADAPA8046K	1	100	0	0	100	0.0090	100	0	100	0.0090	0	0.0000	0
SANGITA AGARWAL	ACZPA8234D	1	30100	0	0	30100	2.7225	30100	0	30100	2.7225	0	0.0000	0
RICHA AGARWAL	AABPG0814F	1	110	0	0	110	0.0099	110	0	110	0.0099	0	0.0000	0
SMRITI AGARWAL	ADKPG1215G	1	10	0	0	10	0.0009	10	0	10	0.0009	0	0.0000	0
MOHAN GOENKA	ADZPG7446G	1	10	0	0	10	0.0009	10	0	10	0.0009	0	0.0000	0
AMITABH GOENKA	ADCPG1933D	1	35010	0	0	35010	3.1666	35010	0	35010	3.1666	0	0.0000	0
MANISH GOENKA	ADXPG3598B	1	10	0	0	10	0.0009	10	0	10	0.0009	0	0.0000	0



PREMIER FERRO ALLOYS & SECURITIES LIMITED

Table II - Statement Showing shareholding pattern of the Promoter and Promoter Group as on 31/03/2021

Category & Name of the Shareholders (I)	PAN (II)	No. of shareholders (III)	No. of fully paid up equity shares held (IV)	Partly paid-up equity shares held (V)	No. of shares unduly held (VI)	Total no. of shares held (VII)=(I)+(V)+(VI)	Shareholding % calculated as per SCRR, 1957 As a % of (A+B+C 2) (VIII)	Number of Voting Rights held in each class of securities (IX)			Shareholding as a % assuming full conversion of convertible securities (as a percentage of diluted share capital) (XI) = (VII)+(X) as a % of (X) A+B+C 2	Number of Locked in shares (XII)	Number of shares pledged or otherwise encumbered (XIII)	Number of equity shares held in dematerialized form (XIV)				
								Class	No of Voting Rights	Total as a % of Total Voting rights					No. (a)	As a % of total shares held (b)	No. (a)	As a % of total shares held (b)
INDU GOENKA	ADSPG0472F	1	100	0	0	100	0.0090	100	0	100	0.0090	0	0.0000	0	0.0000			
R S GOENKA	AEGPG8285B	1	110	0	0	110	0.0099	110	0	110	0.0099	0	0.0000	0	0.0000			
SAROJ GOENKA	ADXP1677K	1	100	0	0	100	0.0090	100	0	100	0.0090	0	0.0000	0	0.0000			
SUSHIL KUMAR GOENKA	AHNPG1610Q	1	100	0	0	100	0.0090	100	0	100	0.0090	0	0.0000	0	0.0000			
SANTOSH GOENKA	ADXP9550F	1	74700	0	0	74700	6.7565	74700	0	74700	6.7565	0	0.0000	0	0.0000			
RAJ KUMAR GOENKA	AEAPG9489H	1	18400	0	0	18400	1.6643	18300	0	18400	1.6643	0	0.0000	0	0.0000			
ASHISH GOENKA	AHAPG9553F	1	35000	0	0	35000	3.1657	35000	0	35000	3.1657	0	0.0000	0	0.0000			
DHIRAJ AGARWAL	ACZPA8018P	1	6610	0	0	6610	0.5979	10	0	6610	0.5979	0	0.0000	0	0.0000			
(b) Central Government/State Government(s)																		
(c) Financial Institutions/Banks																		
(d) Any Other (specify)																		
Bodies Corporate		1	11000	0	0	11000	0.9949	11000	0	11000	0.9949	0	0.0000	0	0.0000			
SNEHA GARDENS PRIVATE LIMITED	AAGCS5291J	1	11000	0	0	11000	0.9949	11000	0	11000	0.9949	0	0.0000	0	0.0000			
Sub Total		22	211820	0	0	211820	19.1589	211820	0	211820	19.1589	0	0.0000	0	0.0000			




Signature

PREMIER FERRO ALLOYS & SECURITIES LIMITED

Table II - Statement Showing shareholding pattern of the Promoter and Promoter Group as on 31/03/2021

Category & Name of the Shareholders (I)	PAN (II)	No. of shareholders (III)	No. of fully paid up equity shares held (IV)	Partly paid-up equity shares held (V)	No. of shares held (VI)	Shareholding % calculated as per SCRR, 1957 As a % of (A+B+C 2) (VIII)	Number of Voting Rights held in each class of securities (IX)		Shareholding as a % assuming full conversion of convertible securities (as a percentage of diluted share capital) (XI) = (VII)+(X) as a % of A+B+C 2	Number of Locked in shares (XII)	Number of shares pledged or otherwise encumbered (XIII)	Number of equity shares held in dematerialized form (XIV)		
							Class	Total					No. (a)	As a % of total shares held (b)
(2)														
(a)														
(b)														
(c)														
(d)														
(e)														
		0	0	0	0	0.0000	0	0	0.0000	0	0.0000	0		
Sub Total		22	211820	0	0	19.1589	211820	0	19.1589	0	0.0000	0		
Total Shareholding of Promoter and Promoter Group (A)=(A)(1)+(A)(2)														



Signature


PREMIER FERRO ALLOYS & SECURITIES LIMITED

Table III - Statement Showing shareholding pattern of the Public shareholder as on 31/03/2021

Category & Name of the Shareholders (I)	PAN (II)		Nos. of shareholders (III)	No. of fully paid up equity shares held (IV)	Partly paid-up equity shares held (V)	Nos. of shares underlying Depository Receipts (VI)	Total nos. of shares held (VII)=(IV)+(V)+(VI)	Shareholding % calculated as per SCRR, 1957 As a % of (A+B+C) (VIII)	Number of Voting Rights held in each class of securities (IX)			Shareholding as a % assuming full conversion of convertible securities (as a percentage of diluted Warrents capital) (XI)=(VII)+(X)	Number of Locked in shares (XII)	Number of shares pledged or otherwise encumbered (XIII)	Number of equity shares held in dematerialized form (XIV)				
	Total as a % of Total Voting rights								Class	Total	No. (a)					As a % of total shares held (b)	No. (No. of total shares held) applicable (a)	As a % of total shares held (b)	No. (No. of total shares held) applicable (b)
	Class x	Class y																	
(1) Institutions																			
(a) Mutual Funds / UTI																			
(b) Venture Capital Funds																			
(c) Alternate Investment Funds																			
(d) Investors																			
(3) Non-Institutions																			
(a) Individuals-																			
i. Individual shareholders holding nominal share capital upto Rs.2 lakhs	24	235700	0	0	0	0	235700	21.3188	235700	0	235700	21.3188	0	21.3188	0	0			
HARI MOHAN MARDA	1	100	0	0	0	0	100	0.0090	100	0	100	0.0090	0	0.0090	0	0			
JITENDRA KUMAR PATWARI	1	100	0	0	0	0	100	0.0090	100	0	100	0.0090	0	0.0090	0	0			
PRAMILA MARDA	1	100	0	0	0	0	100	0.0090	100	0	100	0.0090	0	0.0090	0	0			
SANJAY MARDA	1	100	0	0	0	0	100	0.0090	100	0	100	0.0090	0	0.0090	0	0			
SHEW RATAN MARDA	1	100	0	0	0	0	100	0.0090	100	0	100	0.0090	0	0.0090	0	0			
SUMAN PATWARI	1	100	0	0	0	0	100	0.0090	100	0	100	0.0090	0	0.0090	0	0			
SUMAN BHALOTIA	1	10000	0	0	0	0	10000	0.9045	10000	0	10000	0.9045	0	0.9045	0	0			
P S PATWARI	1	13100	0	0	0	0	13100	1.1849	13100	0	13100	1.1849	0	1.1849	0	0			
SUBHASH KUMAR KANODIA	1	20000	0	0	0	0	20000	1.8090	20000	0	20000	1.8090	0	1.8090	0	0			
KAILASH KUMAR KANODIA	1	15000	0	0	0	0	15000	1.3567	15000	0	15000	1.3567	0	1.3567	0	0			
LAXMI PRASAD	1	15000	0	0	0	0	15000	1.3567	15000	0	15000	1.3567	0	1.3567	0	0			
S NS GARG	1	7000	0	0	0	0	7000	0.6331	7000	0	7000	0.6331	0	0.6331	0	0			
MANINDRA KUMAR SEN	1	6000	0	0	0	0	6000	0.5427	6000	0	6000	0.5427	0	0.5427	0	0			
S. M. SINGHVI	1	8000	0	0	0	0	8000	0.7236	8000	0	8000	0.7236	0	0.7236	0	0			
P K SINGHVI	1	10000	0	0	0	0	10000	0.9045	10000	0	10000	0.9045	0	0.9045	0	0			
VIRENDRA KUMAR BHUWANIA	1	10000	0	0	0	0	10000	0.9045	10000	0	10000	0.9045	0	0.9045	0	0			




PREMIER FERRO ALLOYS & SECURITIES LIMITED															
Table III - Statement Showing shareholding pattern of the Public shareholder as on 31/03/2021															
Category & Name of the Shareholders (I)	PAN (II)	Nos. of shareholders (III)	No. of fully paid up equity shares held (IV)	Partly paid-up equity shares held (V)	Nos. of shares underlying Depository Receipts (VI)	Total nos. of shares held (VII)=(IV)+(V)+(VI)	Shareholding % calculated as per SCRR, 1957) As a % of (A+B+C) (VIII)	Number of Voting Rights held in each class of securities (IX)		No of shares Underlying outstanding convertible securities (including diluted Warra share capital) (X)	Shareholding as a % assuming full conversion of convertible securities (as a percentage of diluted Warra share capital) (XI)=(VII)+(X)	Number of Locked in shares (XII)	Number of shares pledged or otherwise encumbered (XIII)		Number of equity shares held in dematerialized form (XIV)
								Class x	Class y				No. (a)	As a % of total shares held (b)	
PURAN MAL AGARWAL		1	20000	0	0	20000	1.8090	20000	0	1.8090	0	0.0000	NA	0	0
RAJIV GARG		1	16000	0	0	16000	1.4472	16000	0	1.4472	0	0.0000	NA	0	0
MUKESH MATOLIA		1	15000	0	0	15000	1.3567	15000	0	1.3567	0	0.0000	NA	0	0
CHANDRA VERMA		1	15000	0	0	15000	1.3567	15000	0	1.3567	0	0.0000	NA	0	0
VINAY VERMA		1	15000	0	0	15000	1.3567	15000	0	1.3567	0	0.0000	NA	0	0
MAHESH KUMAR VERMA		1	16000	0	0	16000	1.4472	16000	0	1.4472	0	0.0000	NA	0	0
RAMBHAGAT CHURIWALA		1	14000	0	0	14000	1.2663	14000	0	1.2663	0	0.0000	NA	0	0
BASUDEV VERMA		1	10000	0	0	10000	0.9045	10000	0	0.9045	0	0.0000	NA	0	0
ii. Individual shareholders holding nominal share capital in excess of Rs.2 lakhs															
		3	109100	0	0	109100	9.8680	109100	0	9.8680	0	0.0000	NA	0	0
BIRENDRA PASARI	AEBPB4685D	1	40000	0	0	40000	3.6180	40000	0	3.6180	0	0.0000	NA	0	0
GEETA DEVI PASARI	AUMPS3012L	1	35000	0	0	35000	3.1657	35000	0	3.1657	0	0.0000	NA	0	0
P K CHURIWALA	ADNPG5246Q	1	34100	0	0	34100	3.0843	34100	0	3.0843	0	0.0000	NA	0	0
(b) NBFCs registered with RBI															
(c) Employee Trusts															
(d) Overseas Depositories (holding DRs) (balancing figure)															
(e) Any Other (specify)															
Bodies Corporate		20	548976	0	0	548976	49.6543	548976	0	49.6543	0	0.0000	NA	0	0
SAHARSH MARKETING & FINANCE PRIVATE LIMITED		1	2000	0	0	2000	0.1809	2000	0	0.1809	0	0.0000	NA	0	0




Spencer

PREMIER FERRO ALLOYS & SECURITIES LIMITED															
Table III - Statement Showing shareholding pattern of the Public shareholder as on 31/03/2021															
Category & Name of the Shareholders (I)	PAN (II)	Nos. of shareholders (III)	No. of fully paid up equity shares held (IV)	Partly paid-up equity shares held (V)	Nos. of shares underlying Depository Receipts (VI)	Total nos. of shares held (VII)=(IV)+(V)+(VI)	Shareholding % calculated as per SCRR, 1957 As a % of (A+B+C) (VIII)	Number of Voting Rights held in each class of securities (IX)			Shareholding as a % assuming full conversion of convertible securities (as a percentage of diluted share capital) (XI)=(VII)+(X)	Number of Locked in shares (XII)	Number of shares pledged or otherwise encumbered (XIII)	Number of equity shares held in dematerialized form (XIV)	
								Class x	Class y	Total					
WINY COMMERCIAL & FISCAL SERVICES LIMITED (FKA : WINY COMMERCIAL & FISCAL SERVICES PRIVATE LIMITED)		1	2000	0	0	2000	0.1809	2000	0	2000	0.1809	0	0.0000	NA	0



S. Banerjee

PREMIER FERRO ALLOYS & SECURITIES LIMITED														
Table III - Statement Showing shareholding pattern of the Public shareholder as on 31/03/2021														
Category & Name of the Shareholders (I)	PAN (II)	Nos. of shareholders (III)	No. of fully paid up equity shares held (IV)	Partly paid-up equity shares held (V)	Nos. of shares underlying Depository Receipts (VI)	Total nos. of shares held (VII)=(IV)+(V)+(VI)	Shareholding % calculated as per SCRR, 1957) As a % of (A+B+C) (VIII)	Number of Voting Rights held in each class of securities (IX)		Shareholding as a % assuming full conversion of convertible securities (as a percentage of diluted Warra share capital) (XI)=(VII)+(X)	No. of Locked in shares (XII)	Number of shares pledged or otherwise encumbered (XIII)	Number of equity shares held in dematerialized form (XIV)	
								Class x	Class y					
SCINTILLA COMMERCIAL & CREDIT LIMITED (FKA : SCINTILLA COMMERCIAL & CREDIT PRIVATE LIMITED)		1	2000	0	0	2000	0.1809	2000	0	0.1809	0	0.0000	NA	0
MARDA COMM. & HOLDINGS LIMITED (FKA : MARDA COMM. & HOLDINGS PRIVATE LIMITED)		1	2000	0	0	2000	0.1809	2000	0	0.1809	0	0.0000	NA	0
WINY COMMERCIAL & FISCAL SERVICES LIMITED (FKA : WINY COMMERCIAL & FISCAL SERVICES PRIVATE LIMITED)		1	2000	0	0	2000	0.1809	2000	0	0.1809	0	0.0000	NA	0
J.M.B COMM. & CREDIT PRIVATE LIMITED)		1	2000	0	0	2000	0.1809	2000	0	0.1809	0	0.0000	NA	0
NAKAMICHI SECURITIES LTD (FKA : NAKAMICHI INVESTMENTS LIMITED)		1	2000	0	0	2000	0.1809	2000	0	0.1809	0	0.0000	NA	0
NAKAMICHI PACKAGING PRIVATE LIMITED (FKA : SNIGDH HOLDINGS PRIVATE LIMITED)		1	2000	0	0	2000	0.1809	2000	0	0.1809	0	0.0000	NA	0
NAVSUN MARKETINGS PRIVATE LIMITED		1	2000	0	0	2000	0.1809	2000	0	0.1809	0	0.0000	NA	0
SANCHI BUSINESS & FINANCE PRIVATE LIMITED		1	2000	0	0	2000	0.1809	2000	0	0.1809	0	0.0000	NA	0
NAMASKAR FASHIONS PRIVATE LIMITED		1	75000	0	0	75000	6.7837	75000	0	6.7837	0	0.0000	NA	0
JAYA MERCHANTILES PRIVATE LIMITED		1	50000	0	0	50000	4.5224	50000	0	4.5224	0	0.0000	NA	0



Shantanu

PREMIER FERRO ALLOYS & SECURITIES LIMITED														
Table III - Statement Showing shareholding pattern of the Public shareholder as on 31/03/2021														
Category & Name of the Shareholders (I)	PAN (II)	Nos. of shareholders (III)	No. of fully paid up equity shares held (IV)	Partly paid-up equity shares held (V)	Nos. of underlying Depository Receipts (VI)	Total nos. of shares held (VII)=(IV)+(V)+(VI)	Shareholding % calculated as per SCRR, 1957 As a % of (A+B+C) (VIII)	Number of Voting Rights held in each class of securities (IX)			Shareholding as a % assuming full conversion of convertible securities (as a percentage of diluted share capital) (XI)=(VII)+(X)	Number of Locked in shares (XII)	Number of shares pledged or otherwise encumbered (XIII)	Number of equity shares held in dematerialized form (XIV)
								Class x	Class y	Total				
								Total as a % of Total Voting rights	No. (a)	As a % of total shares held (b)	No. (a)	As a % of total shares held (b)		
(SAIRAMA HOUSING ESTATES PRIVATE LIMITED (FKA : BONUS RETAILS PRIVATE LIMITED)		1	49369		0	49369	4.4654	49369	0	4.4654	0	0.0000	0	
SRIPATI BUILDERS PRIVATE LIMITED		1	52100		0	52100	4.7124	52100	0	4.7124	0	0.0000	0	
KISHALOY AGENCIES PRIVATE LIMITED		1	48550		0	48550	4.3913	48550	0	4.3913	0	0.0000	0	
HAVEN TRADELINKS PRIVATE LIMITED		1	51344		0	51344	4.6440	51344	0	4.6440	0	0.0000	0	
MAYANK SECURITIES PRIVATE LIMITED		1	53344		0	53344	4.8249	53344	0	4.8249	0	0.0000	0	
SURUCHI SUPPLIERS PRIVATE LIMITED		1	48000		0	48000	4.3415	48000	0	4.3415	0	0.0000	0	
MANGALKRIPA COMMODITIES PRIVATE LIMITED		1	51569		0	51569	4.6644	51569	0	4.6644	0	0.0000	0	
INNOVA COMMERCIAL PRIVATE LIMITED		1	49700		0	49700	4.4953	49700	0	4.4953	0	0.0000	0	
Sub Total		47	893776	0	0	893776	80.8411	893776	0	80.8411	0	0.0000	0	
Total Public Shareholding (B)=(B)(1)+(B)(2)+(B)(3)		47	893776	0	0	893776	80.8411	893776	0	80.8411	0	0.0000	0	



PREMIER FERRO ALLOYS & SECURITIES LIMITED

Table IV - Statement Showing shareholding pattern of the Non Promoter - Non Public shareholder as on 31/03/2021

Category & Name of the Shareholders (I)	PAN (II)		No. of sharehold- ers (III)		No. of fully paid up equity shares held (IV)		Partly paid- up equity shares held (V)		Nos. of shares underlying Depository Receipts (VI)		Total nos. shares held (VII)=(IV)+(V)+(VI)		Sharehold- ing % calculate d as per SCRR, 1957) As a % of (A+B+C2) (VIII)		Number of Voting Rights held in each class of securities (IX)			No of shares Underlying convertible securities (including Warrants) (X)		Total Shareholding as a % assuming full conversion of securities (as a percentage of diluted share capital) (XI)=(VII)+(X) As a % of A+B+C2)		Number of Locked in shares (XII)		Number of shares pledged or otherwise encumbered (XIII)		Number of equity shares held in dematerializ ed form (XIV)				
	PAN (II)		No. of sharehold- ers (III)		No. of fully paid up equity shares held (IV)		Partly paid- up equity shares held (V)		Nos. of shares underlying Depository Receipts (VI)		Total nos. shares held (VII)=(IV)+(V)+(VI)		Sharehold- ing % calculate d as per SCRR, 1957) As a % of (A+B+C2) (VIII)		Number of Voting Rights held in each class of securities (IX)			No of shares Underlying convertible securities (including Warrants) (X)		Total Shareholding as a % assuming full conversion of securities (as a percentage of diluted share capital) (XI)=(VII)+(X) As a % of A+B+C2)		Number of Locked in shares (XII)		Number of shares pledged or otherwise encumbered (XIII)		Number of equity shares held in dematerializ ed form (XIV)				
	PAN (II)		No. of sharehold- ers (III)		No. of fully paid up equity shares held (IV)		Partly paid- up equity shares held (V)		Nos. of shares underlying Depository Receipts (VI)		Total nos. shares held (VII)=(IV)+(V)+(VI)		Sharehold- ing % calculate d as per SCRR, 1957) As a % of (A+B+C2) (VIII)		Number of Voting Rights held in each class of securities (IX)			No of shares Underlying convertible securities (including Warrants) (X)		Total Shareholding as a % assuming full conversion of securities (as a percentage of diluted share capital) (XI)=(VII)+(X) As a % of A+B+C2)		Number of Locked in shares (XII)		Number of shares pledged or otherwise encumbered (XIII)		Number of equity shares held in dematerializ ed form (XIV)				
(1) Custodian / DR Holder			0	0	0	0	0	0	0	0	0	0.0000																		
(2) Employee Benefit Trust (under SEBI (Share based Employee Benefit) Regulations, 2014)			0	0	0	0	0	0	0	0	0	0.0000																		
Total Non Promoter - Non Public Shareholding (C)=(C)(1)+(C)(2)			0	0	0	0	0	0	0	0	0	0.0000																		

[Handwritten Signature]


PREMIER FERRO ALLOYS & SECURITIES LIMITED				
Distribution Schedule as on 31/03/2021				
Share Holding	No of Holders	% age	No of Shares	% age
0 to 50	7	10.1449	70	0.0063
51 to 100	10	14.4928	1000	0.0904
101 to 150	3	4.3478	330	0.0298
151 to 250	1	1.4493	200	0.0181
251 to 500	0	0.0000	0	0.0000
501 to 5000	11	15.9420	22200	2.0080
Above 5000	37	53.6232	1081796	97.8473
Grand Total	69	100.0000	1105596	100.0000
Distribution Schedule as on 31/03/2021				
Share Holding	No of Holders	% age	No of Shares	% age
Upto 500	21	30.4348	1600	0.1447
501 to 1000	0	0.0000	0	0.0000
1001 to 2000	10	14.4928	20000	1.8090
2001 to 3000	1	1.4493	2200	0.1990
3001 to 4000	0	0.0000	0	0.0000
4001 to 5000	0	0.0000	0	0.0000
5001 to 10000	9	13.0435	76410	6.9112
Above 10000	28	40.5797	1005386	90.9361
Grand Total	69	100.0000	1105596	100.0000
Distribution Schedule as on 31/03/2021				
Notional Value of (Rs.)	No of Holders	% age	Amount (Rs.)	% age
Upto 5000	21	30.4348	16000	0.1447
5001 to 10000	0	0.0000	0	0.0000
10001 to 20000	9	13.0435	200000	1.8090
20001 to 30000	1	1.4493	22000	0.1990
30001 to 40000	0	0.0000	0	0.0000
40001 to 50000	0	0.0000	0	0.0000
50001 to 100000	9	13.0435	764100	6.9112
Above 100000	29	42.0290	10053860	90.9361
Grand Total	69	100.0000	11055960	100.0000

S. Routh



Table V - Statement showing details of significant beneficial owners (SBOs) for the quarter ended 31st March, 2021.

Sr No	Details of the (SBO)		Details of the registered owner		Details of holding / exercise of right of the SBO in the reporting company, whether direct or indirect:						Date of creation / acquisition of significant beneficial interest			
	(i)		(ii)		Shares (%)		Voting rights (%)		Rights on distributable dividend or any other distribution (%)	Exercise of control		Exercise of significant influence		
	Name	Nationality	Name	Nationality	DIRECT	INDIRECT	DIRECT	INDIRECT						
1	Saroj Goenka	ADXP61677K	Indian	Bhanu Vyapaar Pvt Ltd	AABC1334Q	Domestic Company	0.0090	0.7960	0.0090	0.7960	0.8050	No	Yes	22-03-1988
	Saroj Goenka	ADXP61677K	Indian	Raviraj Viniyog Pvt Ltd	AACE8702H	Domestic Company	0.0090	0.19899	0.0090	0.19899	0.2080	No	Yes	
2	Mohan Goenka	ADZPG7446G	Indian	Bhanu Vyapaar Pvt Ltd	AABC1334Q	Domestic Company	0.0090	0.7960	0.0090	0.7960	0.7969	No	Yes	19-02-1983
3	Raj Kumar Goenka	AEAPG9489H	Indian	Raviraj Viniyog Pvt Ltd	AACE8702H	Domestic Company	1.6643	0.19899	1.6643	0.19899	1.8633	No	Yes	22-03-1988
4	Manish Goenka	ADXP63598B	Indian	Bhanu Vyapaar Pvt Ltd	AABC1334Q	Domestic Company	0.0090	0.7960	0.0090	0.7960	0.7969	No	Yes	10-02-1983
5	Radhe Shyam Agarwal	AEGPG8285B	Indian	Radhe Shyam Agarwal	AEGPG8285B	Indian	0.0090	0.0000	0.0090	0.0000	0.0099	No	Yes	22-03-1988
6	Usha Agarwal	ADAPA8046K	Indian	Usha Agarwal	ADAPA8046K	Indian	0.0090	0.0000	0.0090	0.0000	0.0090	No	Yes	31-03-1978
7	Harsha Vardhan Agarwal	ADBPA0877F	Indian	Harsha Vardhan Agarwal	ADBPA0877F	Indian	0.0090	0.0000	0.0090	0.0000	0.0090	No	Yes	31-05-1985
8	Richa Agarwal	AABPG0814F	Indian	Richa Agarwal	AABPG0814F	Indian	0.0090	0.0000	0.0090	0.0000	0.0099	No	Yes	31-03-2000
9	Santosh Goenka	ADXP69550F	Indian	Santosh Goenka	ADXP69550F	Indian	6.7565	0.0000	6.7565	0.0000	6.7565	No	Yes	22-03-1988
10	Amitabh Goenka	ADCPG1933D	Indian	Amitabh Goenka	ADCPG1933D	Indian	3.1666	0.0000	3.1666	0.0000	3.1666	No	Yes	19-02-1983
11	Ashish Goenka	AHAPG9553F	Indian	Ashish Goenka	AHAPG9553F	Indian	3.1657	0.0000	3.1657	0.0000	3.1657	No	Yes	05-01-1999
12	Indu Goenka	ADSPG0472F	Indian	Indu Goenka	ADSPG0472F	Indian	0.0090	0.0000	0.0090	0.0000	0.0090	No	Yes	22-03-1988
13	Sushil Kumar Goenka	AHNP61610Q	Indian	Sushil Kumar Goenka	AHNP61610Q	Indian	0.0090	0.0000	0.0090	0.0000	0.0090	No	Yes	22-03-1988
14	Kusum Agarwal	ACMPA5029R	Indian	Kusum Agarwal	ACMPA5029R	Indian	0.0090	0.0000	0.0090	0.0000	0.0090	No	Yes	22-03-1988
15	Priti Sureka	ALBPS5796H	Indian	Priti Sureka	ALBPS5796H	Indian	0.0090	0.0000	0.0090	0.0000	0.0090	No	Yes	19-02-1983
16	Shanti Devi Agarwal	ADAPA1967D	Indian	Shanti Devi Agarwal	ADAPA1967D	Indian	0.0181	0.0000	0.0181	0.0000	0.0181	No	Yes	22-03-1988
18	Sangita Agarwal	ACZPA8234D	Indian	Sangita Agarwal	ACZPA8234D	Indian	2.7225	0.0000	2.7225	0.0000	2.7225	No	Yes	18-05-1996
19	Smriti Agarwal	ADKPG1215G	Indian	Smriti Agarwal	ADKPG1215G	Indian	0.0090	0.0000	0.0090	0.0000	0.0090	No	Yes	22-03-1988
20	Dhiraj Agarwal	ACZPA8018P	Indian	Dhiraj Agarwal	ACZPA8018P	Indian	0.5979	0.0000	0.5979	0.0000	0.5979	No	Yes	31-03-2007
21	Abhishek Agarwal	ADHPA1442L	Indian	Abhishek Agarwal	ADHPA1442L	Indian	0.0090	0.0000	0.0090	0.0000	0.0090	No	Yes	31-07-2020

