

PREMIER FERRO ALLOYS & SECURITIES LTD.

CIN : L27310WB1977PLC031117

Regd. Office :

687, Anandapur, E. M. Bypass, 2nd Floor
Kolkata - 700 107 Phone : 6613-6264

Fax : 6613-6242

E-mail : panemamics @emamigroup.com

Dated : 19.07.2019

To
The Secretary
The Calcutta Stock Exchange Limited
Listing Department
7, Lyons Range,
Kolkata - 700 001

Dear Sir,

Sub : Submission of Shareholding Pattern for the quarter ended 30th June, 2019 as per Regulation 31(1) of SEBI LODR, Regulations 2015.

Ref : Scrip Code: 26040


Pursuant to Regulation 31(1) of SEBI (Listing Obligations and Disclosure Requirements) Regulations, 2015, please find enclosed herewith a certified true copy of the Shareholding Pattern for the quarter ended 30th June, 2019 in the specified format.

We hope you shall find the same in order.

Thanking you,

Yours faithfully,

For Premier Ferro Alloys & Securities Limited


Santinath Paul
Director
DIN:03190144



Encl: As Above

Format of holding of specified securities

1. Name of Listed Entity: PREMIER FERRO ALLOYS & SECURITIES LIMITED

2. Scrip Code - Name of Scrip -- Class of Security Equity

quarter ended
30.06.2019

3. Share Holding Pattern Filed under : Reg. 31(1)(a)/Reg. 31(1)(b)/Reg. 31(1)(c)

a. If under 31(1)(b) then indicate the report for Quarter ending


b. If under 31(1)(c) then indicate date of allotment/extinguishment

4. Declaration : The Listed entity is required to submit the following declaration to the extent of submission of information:-

Particulars	Yes*	No*
1 Whether the Listed Entity has issued any partly paid up shares?		No
2 Whether the Listed Entity has issued any Convertible Securities or Warrants?		No
3 Whether the Listed Entity has any shares against which depository receipts are issued?		No
4 Whether the Listed Entity has any shares in Locked-in?		No
5 Whether any shares held by promoters are pledge or otherwise encumbered?		No

* If the Listed Entity selects the option 'No' for the questions above, the column for the partly paid up shares, Outstanding Convertible Securities/Warrants, depository receipts, locked-in shares, No of shares pledged or otherwise encumbered by promoters, as applicable, shall not be displayed at the time of dissemination on the Stock Exchange website. Also wherever there is 'No' declared by Listed Entity in above table the values will be considered as 'Zero' by default on submission of the format of holding of specified securities.

5. The tabular format for disclosure of holding of specified securities is as follows:-



PREMIER FERRO ALLOYS & SECURITIES LIMITED

Table I - Summary Statement holding of specified securities as on 30/06/2019

Category (I)	Category of shareholder (II)	Nos. of share holders (III)	No. of fully paid up equity shares held (IV)	No. of Partly paid-up equity shares held (V)	No. of underlying Depository Receipts (VI)	Total no. of shares held (VII) = (IV) + (V) + (VI)	Shareholding as a % of total no. of shares (calculate as per SCRR, 1957) (VIII)	As a % of (A+B+C2)	Number of Voting Rights held in each class of securities (IX)			Shareholding as a % assuming full conversion of convertible securities (as a percentage of diluted share capital) (XI) = (VII) + (X) As a % of	Number of Locked in shares (XII)	Number of shares pledged or otherwise encumbered (XIII)		Number of equity shares held in dematerialized form (XIV)	
									No of Voting Rights	Class eg:x	Class Total eg:y			Total as a % of (A+B+C)	No. (a)		As a % of total shares held (b)
(A)	Promoter & Promoter group	27	211820	0	0	211820	19.1589	19.1589	211820	0	211820	19.1589	0	0	0.0000	0	0
(B)	Public	47	893776	0	0	893776	80.8411	80.8411	893776	0	893776	80.8411	0	0	0.0000	0	0
(C)	Non Promoter - Non Public														NA		
(C1)	Shares underlying DRs						NA								NA		
(C2)	Shares held by Employee Trusts														NA		
	Total	74	1105596	0	0	1105596	100.0000	100.0000	1105596	0	1105596	100.0000	0	0		0	0



PREMIER FERRO ALLOYS & SECURITIES LIMITED

Table II - Statement Showing shareholding pattern of the Promoter and Promoter Group as on 30/06/2019

Category & Name of the Shareholders (I)	PAN (II)	No. of shares held (III)	No. of fully paid up equity shares held (IV)	Partly paid-up equity shares held (V)	Total no. of shares held (VI) = (IV) + (V)	Shareholding % calculated as per SCRR, 1957 As a % of (A+B+C 2) (VII)	Number of Voting Rights held in each class of securities (IX)		No. of shares Underlying outstanding convertible securities (as a percentage of diluted share capital) = (VII) + (X) as a % of A+B+C 2	Number of Locked in shares (XII)	Number of shares pledged or otherwise encumbered (XIII)	Number of equity shares held in dematerialized form (XIV)	
							Class	Total					
(1) Indian		25	200820	0	200820	18.1640	200820	0	200820	18.1640	0	0.0000	0
(a) Individuals/Hindu undivided Family													
M L AGARWAL	ACYPA9058J	1	10	0	10	0.0009	10	0	10	0.0009	0	0.0000	0
KUSUM AGARWAL	ACMPA5029R	1	10	0	10	0.0009	10	0	10	0.0009	0	0.0000	0
H V AGARWAL	ADBPA0877F	1	10	0	10	0.0009	10	0	10	0.0009	0	0.0000	0
PRITI SUREKA	ALBPS5796H	1	10	0	10	0.0009	10	0	10	0.0009	0	0.0000	0
BAJRANG LAL AGARWAL	AFPPA7682E	1	100	0	100	0.0090	100	0	100	0.0090	0	0.0000	0
DWARKA DAS AGARWAL		1	10	0	10	0.0009	10	0	10	0.0009	0	0.0000	0
R S AGARWAL	AGBPA2227J	1	110	0	110	0.0099	110	0	110	0.0099	0	0.0000	0
SHANTI DEVI AGARWAL	ADAPA1967D	1	100	0	100	0.0090	100	0	100	0.0090	0	0.0000	0
USHA AGARWAL	ADAPA8046K	1	100	0	100	0.0090	100	0	100	0.0090	0	0.0000	0
SAVITRI DEVI AGARWAL	ADAPA8001G	1	6590	0	6590	0.5961	6590	0	6590	0.5961	0	0.0000	0
SANGITA AGARWAL	ACZPA8234D	1	30100	0	30100	2.7225	30100	0	30100	2.7225	0	0.0000	0
RICHA AGARWAL	AABPG0814F	1	110	0	110	0.0099	110	0	110	0.0099	0	0.0000	0
SMRITI AGARWAL	ADKPG1215G	1	10	0	10	0.0009	10	0	10	0.0009	0	0.0000	0
MOHAN GOENKA	ADZPG7446G	1	10	0	10	0.0009	10	0	10	0.0009	0	0.0000	0
AMITABH GOENKA	ADCPG1933D	1	35010	0	35010	3.1666	35010	0	35010	3.1666	0	0.0000	0
MANISH GOENKA	ADXPG3598B	1	10	0	10	0.0009	10	0	10	0.0009	0	0.0000	0





PREMIER FERRO ALLOYS & SECURITIES LIMITED

Table II - Statement Showing shareholding pattern of the Promoter and Promoter Group as on 30/06/2019

Category & Name of the Shareholders (I)	PAN (II)	No. of shares held (III)	No. of fully paid up equity shares held (IV)	Partly paid-up equity shares held (V)	No. of shares held (VI)	Total no. of shares held (VII)=(V)+(VI)	Shareholding % calculated as per SCRR, 1957 As a % of (A+B+C 2) (VIII)	Number of Voting Rights held in each class of securities (IX)			No of shares Underlying outstanding convertible securities (as a percentage of diluted share capital) (XI) = (VII)+(X) as a % of A+B+C 2	Number of Locked in shares (XII)	Number of shares pledged or otherwise encumbered (XIII)	Number of equity shares held in dematerialized form (XIV)				
								Class	No of Voting Rights	Total					No. (a)	As a % of total shares held (b)	No. (a)	As a % of total shares held (b)
INDU GOENKA	ADSPG0472E	1	100	0	0	100	0.0090	100	0	100	0.0090	0	0.0000	0	0.0000	0		
R S GOENKA	AEGPG8285B	1	110	0	0	110	0.0099	110	0	110	0.0099	0	0.0000	0	0.0000	0		
RATNI DEVI GOENKA	AEGPG2092E	1	100	0	0	100	0.0090	100	0	100	0.0090	0	0.0000	0	0.0000	0		
SAROJ GOENKA	ADXP1677K	1	100	0	0	100	0.0090	100	0	100	0.0090	0	0.0000	0	0.0000	0		
SUSHIL KUMAR GOENKA	AHNP1610Q	1	100	0	0	100	0.0090	100	0	100	0.0090	0	0.0000	0	0.0000	0		
SANTOSH GOENKA	ADXP9550F	1	74700	0	0	74700	6.7565	74700	0	74700	6.7565	0	0.0000	0	0.0000	0		
RAJ KUMAR GOENKA	AEAPG9489H	1	18300	0	0	18300	1.6552	18300	0	18300	1.6552	0	0.0000	0	0.0000	0		
ASHISH GOENKA	AHAPG9553F	1	35000	0	0	35000	3.1657	35000	0	35000	3.1657	0	0.0000	0	0.0000	0		
HIRAJ AGARWAL	ACZPA8018P	1	10	0	0	10	0.0009	10	0	10	0.0009	0	0.0000	0	0.0000	0		
Central Government/State Government(s)																		
Financial Institutions/Banks																		
Any Other (specify)																		
Bodies Corporate		2	11000	0	0	11000	0.9949	11000	0	11000	0.9949	0	0.0000	0	0.0000	0		
BHANU VYAPAAR PRIVATE LIMITED	AABCB1334Q	1	8800	0	0	8800	0.7960	8800	0	8800	0.7960	0	0.0000	0	0.0000	0		
RAVIRAJ VINIYOG PRIVATE LIMITED (FORMERLY: EMAMI ENCLAVE MAKERS PRIVATE LIMITED)	AABCE8702H	1	2200	0	0	2200	0.1989	2200	0	2200	0.1989	0	0.0000	0	0.0000	0		
Sub Total		27	211820	0	0	211820	19.1589	211820	0	211820	19.1589	0	0.0000	0	0.0000	0		



PREMIER FERRO ALLOYS & SECURITIES LIMITED

Table II - Statement Showing shareholding pattern of the Promoter and Promoter Group as on 30/06/2019

Category & Name of the Shareholders (I)	PAN	No. of shares held (II)	No. of fully paid up equity shares held (IV)	Partly paid-up equity shares held (V)	No. of shares held (VI)=(V)+(IV)	Shareholding % calculated as per SCRR, 1957 As a % of (A+B+C 2) (VIII)	Number of Voting Rights held in each class of securities (IX)			No. of shares pledged or otherwise encumbered (XIII)	Number of Locked in shares (XII)	Shareholding, as a % assuming full conversion of convertible securities (as a percentage of diluted share capital) (XI) = (VII)+(X) as a % of A+B+C 2	Number of equity shares held in dematerialized form (XIV)
							Class	Class Total	Total as a % of Total Voting rights				
(2) Foreign Individuals (Non-Resident Individuals/Foreign Individuals)													
(a)													
(b) Government													
(c) Institutions													
(d) Foreign Portfolio Investor													
(e) Any Other (specify)													
Sub Total		0	0	0	0	0.0000	0	0	0.0000	0	0.0000	0	0.0000
Total Shareholding of Promoter and Promoter Group (A)=(A)(1)+(A)(2)		27	211820	0	0	211820	19.1589	211820	0	211820	19.1589	0	0.0000

PREMIER FERRO ALLOYS & SECURITIES LIMITED

Table III - Statement Showing shareholding pattern of the Public shareholder as on 30/06/2019


Category & Name of the Shareholders (I)	PAN (II)	Nos. of shareholders (III)	No. of fully paid up equity shares held (IV)	Partly paid-up equity shares held (V)	Nos. of shares underlying Depository Receipts (VI)	Total nos. of shares held (VII)=(IV)+(V)+(VI)	Shareholding % calculated as per SCRR, 1957) As a % of (A+B+C) (VIII)	Number of Voting Rights held in each class of securities (X)			Shareholding as a % assuming full conversion of convertible securities (as a percentage of diluted share capital) (XI)=(VII)+(X)	Number of Locked in shares (XII)		Number of shares pledged or otherwise encumbered (XIII)	Number of equity shares held in dematerialized form (XIV)	
								Class	No of Voting Rights	Total		No. (a)	As a % of total shares held (b)			
																Class
(1) Institutions																
(a) Mutual Funds / UTI																
(b) Venture Capital Funds																
(c) Alternate Investment Funds																
(d) Investors																
(3) Non-Institutions																
(a) Individuals-																
i. Individual shareholders holding nominal share capital upto Rs.2 lakhs		24	235700	0	0	0	235700	21.3188	235700	0	235700	21.3188	0	0.0000	NA	0
HARI MOHAN MARDA		1	100	0	0	100	0.0090	0.0090	100	0	100	0.0090	0	0.0000	NA	0
JITENDRA KUMAR PATWARI		1	100	0	0	100	0.0090	0.0090	100	0	100	0.0090	0	0.0000	NA	0
PRAMILA MARDA		1	100	0	0	100	0.0090	0.0090	100	0	100	0.0090	0	0.0000	NA	0
SANJAY MARDA		1	100	0	0	100	0.0090	0.0090	100	0	100	0.0090	0	0.0000	NA	0
SHEW RATAN MARDA		1	100	0	0	100	0.0090	0.0090	100	0	100	0.0090	0	0.0000	NA	0
SUMAN PATWARI		1	100	0	0	100	0.0090	0.0090	100	0	100	0.0090	0	0.0000	NA	0
SUMAN BHALOTIA		1	10000	0	0	10000	0.9045	0.9045	10000	0	10000	0.9045	0	0.0000	NA	0
P S PATWARI		1	13100	0	0	13100	1.1849	1.1849	13100	0	13100	1.1849	0	0.0000	NA	0
SUBHASH KUMAR KANODIA		1	20000	0	0	20000	1.8090	1.8090	20000	0	20000	1.8090	0	0.0000	NA	0
KAILASH KUMAR KANODIA		1	15000	0	0	15000	1.3567	1.3567	15000	0	15000	1.3567	0	0.0000	NA	0
LAXMI PRASAD		1	15000	0	0	15000	1.3567	1.3567	15000	0	15000	1.3567	0	0.0000	NA	0
S NS GARG		1	7000	0	0	7000	0.6331	0.6331	7000	0	7000	0.6331	0	0.0000	NA	0
MANINDRA KUMAR SEN		1	6000	0	0	6000	0.5427	0.5427	6000	0	6000	0.5427	0	0.0000	NA	0
S. M. SINGHVI		1	8000	0	0	8000	0.7236	0.7236	8000	0	8000	0.7236	0	0.0000	NA	0
P K SINGHVI		1	10000	0	0	10000	0.9045	0.9045	10000	0	10000	0.9045	0	0.0000	NA	0
VIRENDRA KUMAR BHUWANIA		1	10000	0	0	10000	0.9045	0.9045	10000	0	10000	0.9045	0	0.0000	NA	0



PREMIER FERRO ALLOYS & SECURITIES LIMITED

Table III - Statement Showing shareholding pattern of the Public shareholder as on 30/06/2019

Category & Name of the Shareholders (I)	PAN (II)	Nos. of shareholder (III)	No. of fully paid up equity shares held (IV)	Partly paid-up equity shares held (V)	Nos. of shares underlying Depository Receipts (VI)	Total nos. of shares held (VII) = (IV) + (V) + (VI)	Shareholding % calculated as per SCRR, 1957 as a % of (A+B+C) (VII)	Number of Voting Rights held in each class of securities (X)		No of shares underlying outstanding convertible securities (as a percentage of diluted share warrants) (X)	Shareholding as a % assuming full conversion of convertible securities (as a percentage of diluted share warrants) (XI) = (VII) + (X)	Number of Locked in shares (XII)		Number of shares pledged or otherwise encumbered (XIII)	Number of equity shares held in dematerialized form (XIV)
								Class	Total			No. (a)	As a % of total shares held (b)		
PURAN MAL AGARWAL		1	20000	0	0	20000	1.8090	20000	0	1.8090	0	0.0000	0	0	0
RAJIV GARG		1	16000	0	0	16000	1.4472	16000	0	1.4472	0	0.0000	0	0	0
MUKESH MATOLIA		1	15000	0	0	15000	1.3567	15000	0	1.3567	0	0.0000	0	0	0
CHANDRA VERMA		1	15000	0	0	15000	1.3567	15000	0	1.3567	0	0.0000	0	0	0
VINAY VERMA		1	15000	0	0	15000	1.3567	15000	0	1.3567	0	0.0000	0	0	0
MAHESH KUMAR VERMA		1	16000	0	0	16000	1.4472	16000	0	1.4472	0	0.0000	0	0	0
RAMBHAGAT CHURIWALA		1	14000	0	0	14000	1.2663	14000	0	1.2663	0	0.0000	0	0	0
BASUDEV VERMA		1	10000	0	0	10000	0.9045	10000	0	0.9045	0	0.0000	0	0	0
ii. Individual shareholders holding nominal share capital in excess of Rs.2 lakhs		3	109100	0	0	109100	9.8680	109100	0	9.8680	0	0.0000	0	0	0
BIRENDRA PASARI	AEBPB4685D	1	40000	0	0	40000	3.6180	40000	0	3.6180	0	0.0000	0	0	0
GEETA DEVI PASARI	AUMPS3012L	1	35000	0	0	35000	3.1657	35000	0	3.1657	0	0.0000	0	0	0
P K CHURIWALA	ADNPG5246Q	1	34100	0	0	34100	3.0843	34100	0	3.0843	0	0.0000	0	0	0
(b) NBFCs registered with RBI															
(c) Employee Trusts															
(d) Overseas Depositories (holding DRs) (balancing figure)															
(e) Any Other (specify)															
Bodies Corporate		20	548976	0	0	548976	49.6543	548976	0	49.6543	0	0.0000	0	0	0
SAHARSH MARKETING & FINANCE PRIVATE LIMITED		1	2000	0	0	2000	0.1809	2000	0	0.1809	0	0.0000	0	0	0
WINY COMMERCIAL & FISCAL SERVICES LIMITED (FKA : WINY COMMERCIAL & FISCAL SERVICES PRIVATE LIMITED)		1	2000	0	0	2000	0.1809	2000	0	0.1809	0	0.0000	0	0	0





PREMIER FERRO ALLOYS & SECURITIES LIMITED																	
Table III - Statement Showing shareholding pattern of the Public shareholder as on 30/06/2019																	
Category & Name of the Shareholders (i)	PAN (ii)	Nos. of shareholders (iii)	No. of fully paid up equity shares held (iv)	Partly paid-up equity shares held (v)	Nos. of underlying Depository Receipts (vi)	Total nos. of shares held (vii) = (iv) + (v) + (vi)	Shareholding % calculated as per SCRR, 1957 As a % of (A+B+C) (viii)	Number of Voting Rights held in each class of securities (ix)			Shareholding as a % assuming full conversion of convertible securities (as a percentage of diluted share capital) (xi) = (vii) + (x)	Number of Locked in shares (xii)		Number of shares pledged or otherwise encumbered (xiii)	Number of equity shares held in dematerialized form (xiv)		
								Class	No of Voting Rights	Total		No. (a)	As a % of total shares held (b)			No. (No. of shares held) (a)	As a % of total shares held (b)
SCINTILLA COMMERCIAL & CREDIT LIMITED (FKA : SCINTILLA COMMERCIAL & CREDIT PRIVATE LIMITED)		1	2000	0	0	2000	0.1809	2000	0	2000	0.1809	0	0.0000	NA	0		
MARDA COMM. & HOLDINGS LIMITED (FKA : MARDA COMM. & HOLDINGS PRIVATE LIMITED)		1	2000	0	0	2000	0.1809	2000	0	2000	0.1809	0	0.0000	NA	0		
WINY COMMERCIAL & FISCAL SERVICES LIMITED (FKA : WINY COMMERCIAL & FISCAL SERVICES PRIVATE LIMITED)		1	2000	0	0	2000	0.1809	2000	0	2000	0.1809	0	0.0000	NA	0		
J.M.B COMM. & CREDIT LIMITED (FKA : J.M.B COMM. & CREDIT PRIVATE LIMITED)		1	2000	0	0	2000	0.1809	2000	0	2000	0.1809	0	0.0000	NA	0		
NAKAMICHI SECURITIES LTD. (FKA : NAKAMICHI INVESTMENTS LIMITED)		1	2000	0	0	2000	0.1809	2000	0	2000	0.1809	0	0.0000	NA	0		
NAKAMICHI PACKAGING PRIVATE LIMITED (FKA : SNIGDH HOLDINGS PRIVATE LIMITED)		1	2000	0	0	2000	0.1809	2000	0	2000	0.1809	0	0.0000	NA	0		
NAVSUN MARKETINGS PRIVATE LIMITED		1	2000	0	0	2000	0.1809	2000	0	2000	0.1809	0	0.0000	NA	0		
SANCHI BUSINESS & FINANCE PRIVATE LIMITED		1	2000	0	0	2000	0.1809	2000	0	2000	0.1809	0	0.0000	NA	0		
NAMASKAR FASHIONS PRIVATE LIMITED		1	75000	0	0	75000	6.7837	75000	0	75000	6.7837	0	0.0000	NA	0		
JAYA MERCHANTILES PRIVATE LIMITED		1	50000	0	0	50000	4.5224	50000	0	50000	4.5224	0	0.0000	NA	0		
(SAIRAMA HOUSING ESTATES PRIVATE LIMITED (FKA : BONUS RETAILS PRIVATE LIMITED)		1	49369	0	0	49369	4.4654	49369	0	49369	4.4654	0	0.0000	NA	0		
SRIPATI BUILDERS PRIVATE LIMITED		1	52100	0	0	52100	4.7124	52100	0	52100	4.7124	0	0.0000	NA	0		
KISHALOY AGENCIES PRIVATE LIMITED		1	48550	0	0	48550	4.3913	48550	0	48550	4.3913	0	0.0000	NA	0		
HAVEN TRADELINKS PRIVATE LIMITED		1	51344	0	0	51344	4.6440	51344	0	51344	4.6440	0	0.0000	NA	0		

PREMIER FERRO ALLOYS & SECURITIES LIMITED														
Table III - Statement Showing shareholding pattern of the Public shareholder as on 30/06/2019														
Category & Name of the Shareholders (I)	PAN (II)	Nos. of shareholders (III)	No. of fully paid up equity shares held (IV)	Partly paid-up equity shares held (V)	Nos. of underlying Depository Receipts (VI)	Total nos. of shares held (VII)=(IV)+(V)+(VI)	Shareholding % calculated as per SCRR, 1957 As a % of (A+B+C) (VIII)	Number of Voting Rights held in each class of securities (IX)		Shareholding as a % assuming full conversion of convertible securities (as a percentage of diluted share capital) (XI)=(VII)+(X)	Number of Locked in shares (XII)	Number of shares pledged or otherwise encumbered (XIII)	Number of equity shares held in dematerialized form (XIV)	
								Class	Total					
MAYANK SECURITIES														
PRIVATE LIMITED		1	53344			53344	4.8249	0	53344	4.8249	0	0.0000	NA	0
SURUCHI SUPPLIERS		1	48000			48000	4.3415	0	48000	4.3415	0	0.0000	NA	0
PRIVATE LIMITED														
MANGALKRIPA COMMODITIES														
PRIVATE LIMITED		1	51569			51569	4.6644	0	51569	4.6644	0	0.0000	NA	0
INNOVA COMMERCIAL														
PRIVATE LIMITED		1	49700			49700	4.4953	0	49700	4.4953	0	0.0000	NA	0
Sub Total		47	893776	0	0	893776	80.8411	0	893776	80.8411	0	0.0000	NA	0
Total Public Shareholding (B)=(1)+(2)+(3)		47	893776	0	0	893776	80.8411	0	893776	80.8411	0	0.0000	NA	0



PREMIER FERRO ALLOYS & SECURITIES LIMITED																
Table IV - Statement Showing shareholding pattern of the Non Promoter - Non Public shareholder as on 30/06/2019																
Category & Name of the Shareholders (I)	PAN (II)	No of shareholders (III)	No. of fully paid up equity shares held (IV)	Party paid-up equity shares held (V)	Nos. of shares held underlying Depository Receipts (VI)	Total nos. shares held (VII)=(IV)+(V)+(VI)	Shareholding % calculate as per SCRR, 1957) As a % of (A+B+C2) (VIII)	Number of Voting Rights held in each class of securities (IX)			No of shares Underlying convertible securities (including Warrants) (X)	Total Shareholding as a % assuming full conversion of convertible securities (as a percentage of diluted share capital) (XI)=(VII)+(X) As a % of A+B+C2	Number of Locked In shares (XII)		Number of shares pledged or otherwise encumbered (XIII)	Number of equity shares held in dematerialized form (XIV)
								Class x	No of Voting Rights Classy Total	Total % of Total Voting rights			No. (a)	As a % of total shares held (b)		
(1) Custodian / DR Holder																
(2) Employee Benefit Trust (under SEBI (Share based Employee Benefit) Regulations, 2014)																
Total Non Promoter - Non Public Shareholding (C)=(C1)+(C2)			0	0	0	0	0.0000	0	0	0	0.0000	0	0.0000	0	0.0000	0




Table V - Statement showing details of significant beneficial owners (SBOs)

Sr No	Details of the (SBO)				Details of the registered owner				Details of holding / exercise of right of the SBO in the reporting company, whether direct or indirect:				Date of creation / acquisition of significant beneficial interest (IV)	
	(i)		(ii)		(iii)		(iii)		(iii)		(iii)			
	Name	PAN / Passport No. in case of a foreign national	Nationality	Name	PAN / Passport No. in case of a foreign national	Nationality	Shares (%)	Direct	Indirect	Direct	Indirect	Rights on distributable dividend or other distribution (%)		Exercise of control
1	Saroj Goenka	ADXP1677K	Indian	Bhanu Vyapaar Pvt Ltd	AAABC1334Q	Domestic Company	0.0090	0.7960	0.0090	0.7960	0.8050	No	Yes	22-03-1988
	Saroj Goenka	ADXP1677K	Indian	Raviraj Vinayog Pvt Ltd	AAACE8702H	Domestic Company	0.0090	0.19899	0.0090	0.19899	0.2080	No	Yes	
2	Mohan Goenka	ADZPC7446G	Indian	Bhanu Vyapaar Pvt Ltd	AAABC1334Q	Domestic Company	0.0009	0.7960	0.0009	0.7960	0.7969	No	Yes	19-02-1983
3	Raj Kumar Goenka	AEAPG9489H	Indian	Raviraj Vinayog Pvt Ltd	AAACE8702H	Domestic Company	1.6552	0.19899	1.6552	0.19899	1.8542	No	Yes	22-03-1988
4	Manish Goenka	ADXP3598B	Indian	Bhanu Vyapaar Pvt Ltd	AAABC1334Q	Domestic Company	0.0009	0.7960	0.0009	0.7960	0.7969	No	Yes	10-02-1983
5	Radhe Shyam Agarwal	AEGPG8285B	Indian	Radhe Shyam Agarwal	AEGPG8285B	Indian	0.0099	0.0000	0.0099	0.0000	0.0099	No	Yes	22-03-1988
6	Usha Agarwal	ADAPA8046K	Indian	Usha Agarwal	ADAPA8046K	Indian	0.0090	0.0000	0.0090	0.0000	0.0090	No	Yes	31-03-1978
7	Harsha Vardhan Agarwal	ADBPA0877F	Indian	Harsha Vardhan Agarwal	ADBPA0877F	Indian	0.0009	0.0000	0.0009	0.0000	0.0009	No	Yes	31-05-1985
8	Richa Agarwal	AAAPG0814F	Indian	Richa Agarwal	AAAPG0814F	Indian	0.0099	0.0000	0.0099	0.0000	0.0099	No	Yes	31-03-2000
9	Santosh Goenka	ADXP9550F	Indian	Santosh Goenka	ADXP9550F	Indian	6.7565	0.0000	6.7565	0.0000	6.7565	No	Yes	22-03-1988
10	Amritabh Goenka	ADCPG1933D	Indian	Amritabh Goenka	ADCPG1933D	Indian	3.1666	0.0000	3.1666	0.0000	3.1666	No	Yes	19-02-1983
11	Ashish Goenka	AHAPG9553F	Indian	Ashish Goenka	AHAPG9553F	Indian	3.1657	0.0000	3.1657	0.0000	3.1657	No	Yes	05-01-1999
12	Indu Goenka	ADSPG0472F	Indian	Indu Goenka	ADSPG0472F	Indian	0.0090	0.0000	0.0090	0.0000	0.0090	No	Yes	22-03-1988
13	Sushil Kumar Goenka	AHNP1610Q	Indian	Sushil Kumar Goenka	AHNP1610Q	Indian	0.0090	0.0000	0.0090	0.0000	0.0090	No	Yes	22-03-1988
14	Kusum Agarwal	ACMPA5029R	Indian	Kusum Agarwal	ACMPA5029R	Indian	0.0009	0.0000	0.0009	0.0000	0.0009	No	Yes	22-03-1988
15	Priti Sureka	ALBPS5796H	Indian	Priti Sureka	ALBPS5796H	Indian	0.0009	0.0000	0.0009	0.0000	0.0009	No	Yes	19-02-1983
16	Shanti Devi Agarwal	ADAPA1967D	Indian	Shanti Devi Agarwal	ADAPA1967D	Indian	0.0090	0.0000	0.0090	0.0000	0.0090	No	Yes	22-03-1988

Table V - Statement showing details of significant beneficial owners (SBOs)

Sr No	Details of the (SBO)		Details of the registered owner		Details of holding / exercise of right of the SBO in the reporting company, whether direct or indirect:						Date of creation / acquisition of significant beneficial interest (IV)	
	(I)	(II)	(I)	(II)	Shares (%)	Voting rights (%)	Rights on distributable dividend or any other distribution (%)	Exercise of control	Exercise of significant influence			
17	Savitri Devi Agarwal	ADAPA8001G	Indian	Savitri Devi Agarwal	ADAPA8001G	Indian	0.5961	0.0000	0.5961	No	Yes	22-03-1988
18	Sangita Agarwal	ACZPA8234D	Indian	Sangita Agarwal	ACZPA8234D	Indian	2.7225	0.0000	2.7225	No	Yes	18-05-1996
19	Smriti Agarwal	ADKPG1215G	Indian	Smriti Agarwal	ADKPG1215G	Indian	0.0009	0.0000	0.0009	No	Yes	22-03-1988
20	Dhiraj Agarwal	ACZPA8018P	Indian	Dhiraj Agarwal	ACZPA8018P	Indian	0.0009	0.0000	0.0009	No	Yes	31-03-2007

For PREMIER FERRO ALLOYS & SECURITIES LTD.


 Director / Authorised Signatory